

# Aluminum Mailboxes - Rack Ladder System

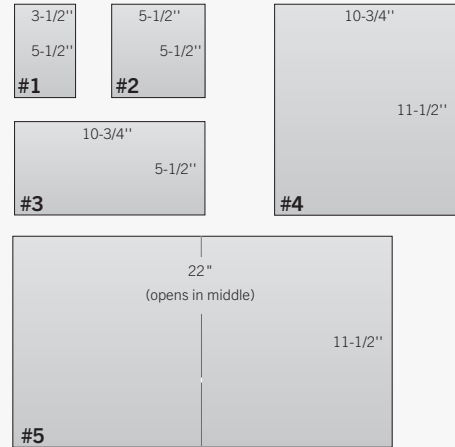
## RACK LADDER SYSTEM

### REAR LOADING PRIVATE ACCESS

Salsbury 2200 series rack ladder system aluminum mailboxes have 1/4" thick extruded aluminum doors with a durable powder coated aluminum finish. Each door includes a five (5) pin cylinder cam lock with two (2) keys. The mailbox compartments have open backs (rear covers for a column of rack ladder mailboxes #2251 and for individual rack ladder mailboxes #2252 are available as options upon request) and are constructed of 20 gauge steel. All units have the same outside dimensions. Rack ladder system aluminum mailbox units are designed to be installed between rack ladders (#2200). The rack ladders support five (5) mailbox units to form a column of mailboxes.

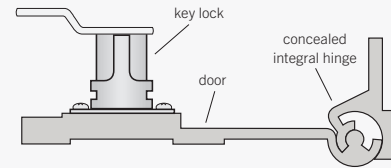
**Current Pricing and Volume Discounts Available at Mailboxes.com!**

### 2200 SERIES RACK LADDER SYSTEM DOOR SIZES



### ALUMINUM DOORS

Top view of #1 aluminum door, lock and hinge



Rack ladder system mailboxes with optional trim (#2213) and optional custom engraved doors-black filled (#2274) displayed



2212



2208



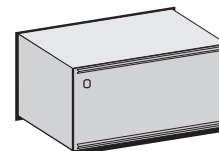
2204



2202



2201



Individual rack ladder mailbox with optional hinged locking rear cover (#2252) displayed

**RACK LADDER SYSTEM MAILBOXES - REAR LOADING**

MODEL	DESCRIPTION	DOOR SIZE	WEIGHT
<b>UNIT SIZE: 23-1/4" W x 12-1/8" H x 15-1/2" D</b>			
2212	12 Doors	3-1/2" W x 5-1/2" H	45 lbs.
2208	8 Doors	5-1/2" W x 5-1/2" H	40 lbs.
2204	4 Doors	10-3/4" W x 5-1/2" H	35 lbs.
2202	2 Doors	10-3/4" W x 11-1/2" H	35 lbs.
2201	1 Door	22" W x 11-1/2" H	35 lbs.
2200	Rack Ladder	61-7/8" H x 15-1/2" D	25 lbs.
2213	Trim - black - for up to (3) columns of mailboxes		10 lbs.
2286	Lock - combination for each 2200 series door		
2290-5	Set of (5) #2290 locks - standard replacement for 2200 series doors - with (2) keys		
2299	Keys blanks - for standard 2200 series locks - box of (50)		

**SAMPLE INSTALLATION**

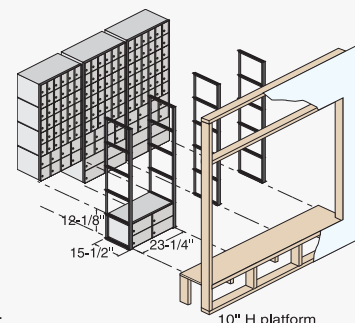
Models displayed:

- (9) 2212's
- (3) 2208's
- (3) 2204's
- (4) 2200's

Units are secured from the rear by brackets (not pictured).

Allow approximately 24" W and 62" H for each mailbox column.

One column of mailbox units requires two (2) rack ladders and each additional column in the same configuration requires one additional rack ladder.



**ALUMINUM MAILBOX OPTIONS - FOR STANDARD AND RACK LADDER SYSTEMS (pages 36-39)**

**OPTIONS**

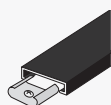
- Custom rack ladders for varied column heights (specify 2, 3, 4 or 6 high columns) (#2200C)
- Rear covers
  - locking on standard system mailboxes (#2250)
  - hasp on rack ladder system columns (#2251)
  - locking on individual rack ladder system mailboxes (#2252)
- Trim - black snap-on peripheral trim 1-1/2" W x 3/8" D for up to three (3) columns of mailboxes (#2213)
- Plexiglass window (#2271)

- Mail slots (#2269)
- Standard mail slot sizes for 2200 series:
  - #1 Door - 2-1/2" W x 3/4" H
  - #2 Door - 4" W x 3/4" H
  - #3 Door - 9" W x 3/4" H
  - #4 Door - 9" W x 3/4" H
  - #5 Door - 9" W x 3/4" H (on left side)
- Custom door finish as specified (#2264)
  - minimum order of 100 doors
- Engraved placards (#2267)
- Engraved door - regular (#2268)
- Engraved door - black filled (#2274)
- Self-adhesive numbers - sheets of (100) (#2295)
- Label holders - (50) 3" W x 3/8" H (#1070)



Custom slot sizes are available upon request.

#2213 Trim



#2271 Plexiglass window 7/8" W x 1-1/4" H



#2268 Sample door engraving - regular



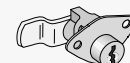
#2274 Sample door engraving - black filled

**DOOR AND COMPARTMENT IDENTIFICATION**

Self-adhesive numbers (1-3000 available) are supplied upon request with a standard order. Custom identification systems are available as an option upon request. Label holders (#1070) neatly organize and identify the rear of the mailbox compartments and are available as an option upon request.

**LOCKS**

- Each mailbox door includes a five (5) pin cylinder cam lock with two (2) keys (2,000 different key changes).
- Lock - for 2200 set of (5) #2290 (#2290-5)
- Three (3) digit single dial combination lock with spring latch and automatic throw-off (#2286) (combination numbers can be changed by owner)
- Thumb latch - in lieu of standard lock (#2289)
- Spring latch lock with two (2) keys - not pictured (#2287)
- Custom lock installation
  - cylinders provided by owner - (100) door minimum (#2293)
- Key blanks - box of (50) - for 2200 series (#2299)



#2290 Lock for 2200 series



#2286 Combination lock



#2289 Thumb latch



#2298 Additional keys for #2290