

# Mail Chests

## MAIL CHESTS U.S.P.S. APPROVED

Made entirely of aluminum, Salsbury U.S.P.S. approved 4300 series mail chests feature both a front and rear access locking door. Mail is deposited through a non-locking access panel on the front. Each unit includes an outgoing mail tray, a lock with two (2) keys on each door (keyed alike) and an adjustable red signal flag. Units are available in a durable powder coated black, bronze, silver or white finish. Mail chests can be mounted on the optional bolt mounted (#4365) or in-ground mounted (#4385) aluminum pedestals or a base of your choice. Mail chests can also be mounted in columns, masonry or walls. Non-locking thumb latches (#4388) are available as options upon request. Mail chests are approved for U.S.P.S. curbside mail delivery. Master postal lock not required. For a smaller version of this product, see roadside mailboxes on pages 52-53.

**Current Pricing and Volume Discounts  
Available at Mailboxes.com!**



**Locking  
Mailboxes**

#4350's on a three (3) wide spreader (#4383)  
attached to a bolt mounted pedestal (#4365) with  
optional custom numbers / letters (see mailboxes.com) displayed

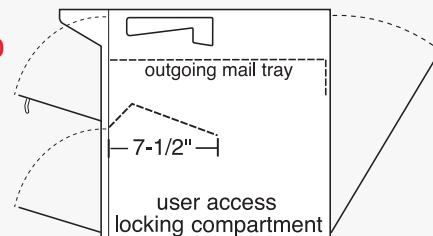


Rear view of #4350 mounted in a column displayed

### FRONT AND REAR ACCESS ON #4350

11" W x 2-3/4" H  
outgoing mail tray

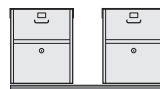
11" W x 2" H  
mail deposit



### SPREADERS

Made of heavy duty aluminum, Salsbury spreaders are an ideal way to mount multiple mail chests to pedestals. Optional two (2) wide (#4382) and three (3) wide (#4383) spreaders easily attach to standard pedestals (#4365 and #4385).

#4382 on  
a pedestal  
(#4365)  
displayed



#4382 (2) wide spreader



#4383 (3) wide spreader



4350

*bolt mounted  
pedestal #4365*



*in-ground mounted  
pedestal #4385*



## DESCRIPTION

**4350<sup>1</sup> - Mail Chest**  
Front and rear access

## UNIT SIZE

14-3/8" W x 17-1/4" H x 23" D

## WEIGHT

30 lbs.

## PEDESTALS



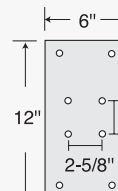
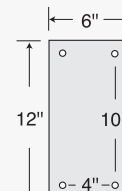
*order  
pedestals  
separately*

4365



4385

## PEDESTAL BOLT PATTERNS

pedestal top  
bolt patternpedestal base  
bolt pattern

## MAIL CHEST PEDESTALS &amp; OPTIONS

MODEL	DESCRIPTION	UNIT SIZE	WEIGHT
4365 <sup>1</sup>	Pedestal - bolt mounted	3-1/2" W x 32" H x 3-1/2" D top & base: 6" W x 12" D	15 lbs.
4385 <sup>1</sup>	Pedestal - in-ground mounted	3-1/2" W x 48" H x 3-1/2" D top: 6" W x 12" D	20 lbs.
4382 <sup>1</sup>	Spreader - 2 wide	34" W x 9" D	10 lbs.
4383 <sup>1</sup>	Spreader - 3 wide	55" W x 9" D	15 lbs.
4390	Lock set - (2) standard replacement locks (keyed alike) - with (2) keys each		
4393	Pedestal mounting kit - (4) expansion wedge anchor bolts - for existing concrete		2 lbs.
4394	Pedestal mounting kit - (4) anchor (J) bolts - for new concrete		2 lbs.
4316	Replacement flag	2-3/4" W x 8" H x 1/4" D	

## CUSTOM ENGRAVED PLACARDS

8-1/2" W x 2" H custom engraved self-adhesive placards are available as an option upon request. (#4367)


**140 THIRD ST.**

## THUMB LATCH

A non-locking thumb latch is available as an option upon request. (#4388)




<sup>1</sup> Specify



black



bronze



silver



white