

# Cell Phone Lockers

continued on pages 61-62

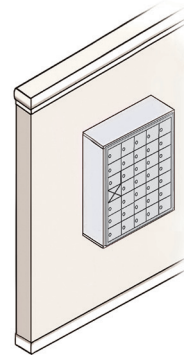
## CELL PHONE LOCKERS

Made entirely of aluminum, Salsbury 19100 series cell phone lockers with front access panels are ideal for use in health clubs, government facilities, office buildings, schools and other settings where small personal items need to be stored safely and securely. Cell phone lockers can be surface mounted or recessed mounted and accommodate cell phones, tablet PC's, wallets, cameras, keys and other small valuable items. Cell phone lockers come in seven (7) door and five (5) door high units and feature a durable powder coated finish available in three (3) contemporary colors. Cell phone lockers come in configurations with standard A doors (6-1/2" W x 5-1/4" H) and larger B doors (13" W x 5-1/4" H) and each cell phone locker door includes a 2" W x 5/8" H clear plastic cardholder (card included) to identify the compartment. Cell phone locker compartments are 8" deep and feature master keyed locks or resettable combination locks. Master keyed locks include three (3) keys and allow access to all compartments with a master control key (#19991). Resettable combination locks can be set to a fixed combination or a combination that can be reset after each use. Custom engraved placards (#19967) and custom door engraving (#19968 - regular and #19962 - black filled) are available as options upon request. See cell phone locker options and locks on page 62.

## CELL PHONE LOCKER SAMPLE INSTALLATIONS

### SURFACE MOUNTED

Model displayed:  
(1) 19178-35

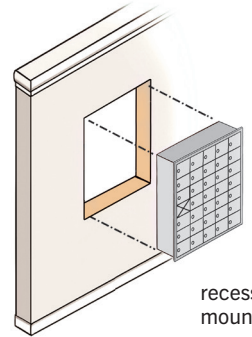


surface  
mounted

Surface mounted units mount directly to a flat surface and are secured with mounting hardware (not included) through the back panel.

### RECESSED MOUNTED

Model displayed:  
(1) 19178-35



recessed  
mounted

Recessed mounted units fit into a rough opening and are secured with mounting hardware (not included) through the back or side panels. Recessed mounted units feature a fully integrated flanged collar which fits over the rough opening.

**Current Pricing  
Available at [Lockers.com](http://Lockers.com)!**

Note: The rough opening for recessed mounted cell phone lockers is 2-1/4" less than the surface mounted unit's width, 2-1/4" less than the unit's height and equal to the unit's depth.



#19158-25's - surface mounted  
units with resettable combination locks displayed

## Ideal for:

- Health Clubs
- Military Bases
- Schools and Universities
- Employee Breakrooms
- High Security Locations
- Government Facilities



## 7 DOOR HIGH CELL PHONE LOCKERS

**19178-21**

Surface mounted unit with  
master keyed locks displayed

**19178-28**

Surface mounted unit with  
resettable combination locks displayed

**19178-35**

Surface mounted unit with  
master keyed locks displayed

**19178-24**


Surface mounted unit with  
resettable combination locks displayed

### CELL PHONE LOCKERS - SEVEN DOORS HIGH - WITH FRONT ACCESS PANEL

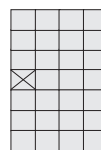
MODEL	DESCRIPTION	UNIT SIZE	WEIGHT
<b>7 DOOR HIGH UNITS</b> (surface mounted: 9-1/4" D recessed mounted: 8-3/4" D)			
19178-21 <sup>1,2,3</sup>	21 A Doors (20 usable)	24" W x 42" H	80 lbs.
19178-28 <sup>1,2,3</sup>	28 A Doors (27 usable)	30-1/2" W x 42" H	95 lbs.
19178-35 <sup>1,2,3</sup>	35 A Doors (34 usable)	37" W x 42" H	110 lbs.
19178-24 <sup>1,2,3</sup>	20 A Doors (19 usable), 4 B Doors	30-1/2" W x 42" H	95 lbs.

### STANDARD CONFIGURATIONS

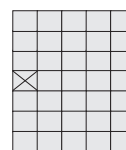
#### 7 DOOR HIGH UNITS - 42" H




19178-21



19178-28



19178-35



19178-24

## 5 DOOR HIGH CELL PHONE LOCKERS

**19158-15**

Surface mounted unit with  
resettable combination locks displayed

**19158-20**

Surface mounted unit with  
master keyed locks displayed

**19158-25**

Surface mounted unit with  
resettable combination locks displayed

**19158-16**

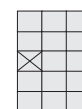
Surface mounted unit with  
master keyed locks displayed

### CELL PHONE LOCKERS - FIVE DOORS HIGH - WITH FRONT ACCESS PANEL

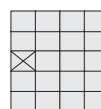
MODEL	DESCRIPTION	UNIT SIZE	WEIGHT
<b>5 DOOR HIGH UNITS</b> (surface mounted: 9-1/4" D recessed mounted: 8-3/4" D)			
19158-15 <sup>1,2,3</sup>	15 A Doors (14 usable)	24" W x 31" H	60 lbs.
19158-20 <sup>1,2,3</sup>	20 A Doors (19 usable)	30-1/2" W x 31" H	75 lbs.
19158-25 <sup>1,2,3</sup>	25 A Doors (24 usable)	37" W x 31" H	80 lbs.
19158-16 <sup>1,2,3</sup>	12 A Doors (11 usable), 4 B Doors	30-1/2" W x 31" H	75 lbs.

### STANDARD CONFIGURATIONS


#### 5 DOOR HIGH UNITS - 31" H



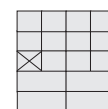
19158-15



19158-20



19158-25




19158-16

<sup>1</sup> Specify



aluminum



bronze



sandstone

<sup>2</sup> Specify - surface or recessed mounted

<sup>3</sup> Specify - master keyed locks or resettable combination locks

⊗ Note: The front access panel swings on a continuous hinge. One compartment is required for a panel lock (included) and cannot be used for cell phone storage. For multiple unit installations, all front access panel locks are keyed alike.

see cell phone  
locker enclosures and  
options on page 62



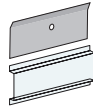
# Cell Phone Locker Options & Locks

## STANDARD FEATURES

Each cell phone locker features plastic card holders for door identification and either master keyed locks or resettable combination locks.

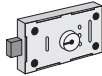
### PLASTIC CARD HOLDER

- Replacement clear plastic card holder 2" W x 5/8" H (#19997)



### FRONT ACCESS PANEL LOCK

- Front access panel replacement lock - with (2) keys. (#19177)



### CUSTOM DOOR IDENTIFICATION

- Custom engraved placard (#19967)
- Custom engraved door - regular (door will be solid - no card holder) (#19968)
- Custom engraved door - black filled (door will be solid - no card holder) (#19962)



### CUSTOM FINISH


Custom finishes (#19966) are available as an option upon request. Minimum order of ten (10) units.




### CUSTOM CONFIGURATIONS

- Custom door configurations
- Removable rear cover access panels
- Minimum order of ten (10) units.

### DOORS



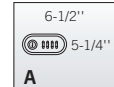
Replacement "A" door and master keyed lock (#19951K)



Replacement "B" door and master keyed lock (#19952K)



Plexiglass window 1-1/8" W x 7/8" H (#19971)



Replacement "A" door and resettable combination lock (#19951C)



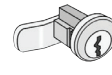
Replacement "B" door and resettable combination lock (#19952C)



Door slot A and C Doors - 5-1/2" W x 3/4" H B and D Doors - 12" W x 3/4" H (#19969)

### MASTER KEYED LOCK

- Master keyed replacement lock - with (3) keys (#19990)
- Master control key for 19990 (#19991)
- Additional key per lock when ordering (#19998)
- Key blanks - box of (50) (#19999)



All master keyed locks can be accessed with a master control key.

### RESETTABLE COMBINATION LOCK

- Resettable combination replacement lock (#19986)
- Master control key (#19987)



All resettable combination locks can be set to a fixed combination or a combination that can be reset after each use and can be accessed with a master control key.

### ALTERNATE LOCKING SYSTEMS - FACTORY INSTALLED

- Built-in spring latch combination lock (#19910)
- Master control key for 19910 (#19911)
- Built-in spring latch key lock (#19915)
- Master control key for 19915 (#19916)
- Combination padlock with built-in hasp (#19920)
- Master control key for 19920 (#19921)
- Key padlock with built-in hasp (#19925)
- Built-in hasp for user provided padlock (#19923)



### ACCESSORIES

- Locker key wristband (#19992)
- Flexible grommet - 1" diameter - for device charging cables - factory installed in rear of compartment (#19960)
- Pedestals for select surface mounted cell phone lockers are available online



## CELL PHONE LOCKER ENCLOSURES - FREE-STANDING

MODEL	DESCRIPTION	UNIT SIZE	WEIGHT
-------	-------------	-----------	--------

### FOR 7 DOOR HIGH RECESSED MOUNTED CELL PHONE LOCKERS

19973 <sup>1</sup>	Free-Standing enclosure for #19178-21	24" W x 66-1/2" H x 9-1/4" D	75 lbs.
19974 <sup>1</sup>	Free-Standing enclosure for #19178-28 and #19178-24	30-1/2" W x 66-1/2" H x 9-1/4" D	80 lbs.
19975 <sup>1</sup>	Free-Standing enclosure for #19178-35	37" W x 66-1/2" H x 9-1/4" D	85 lbs.

### FOR 5 DOOR HIGH RECESSED MOUNTED CELL PHONE LOCKERS

19953 <sup>1</sup>	Free-Standing enclosure for #19158-15	24" W x 61" H x 9-1/4" D	70 lbs.
19954 <sup>1</sup>	Free-Standing enclosure for #19158-16 and #19158-20	30-1/2" W x 61" H x 9-1/4" D	75 lbs.
19955 <sup>1</sup>	Free-Standing enclosure for #19158-25	37" W x 61" H x 9-1/4" D	80 lbs.



19953




19954




19955

<sup>1</sup> Specify



aluminum



bronze



sandstone



ALL ALUMINUM CONSTRUCTION



#19955 free-standing cell phone locker enclosure with recessed mounted cell phone lockers (#19158-25 - see page 61)

Note: It is recommended that all free-standing enclosures be wall and/or floor anchored.