

# Pedestal Mounted 4C Horizontal Mailboxes

continued on pages 18 - 19

## PEDESTAL MOUNTED 4C HORIZONTAL MAILBOXES


FRONT LOADING **PRIVATE ACCESS**

Made of heavy duty aluminum and stainless steel hardware, Salsbury 3400 series pedestal mounted 4C horizontal mailboxes are accessed from the front through one or two (2) easy opening master door panels. The durable and corrosion resistant units feature a powder coated finish available in four (4) contemporary colors. Pedestal mounted 4C horizontal mailboxes are available with standard mailbox doors (MB1) that are 13-1/4" W x 3-1/4" H. Larger MB2, MB3 and MB4 mailbox doors are available for custom units - see door sizes on page 35. All pre-numbered mailbox doors include a heavy duty cam lock with a dust/rain shield and three (3) keys. Each unit includes a compartment for outgoing mail collection and is labeled "Outgoing Mail". The outgoing mail compartment includes a weather protection flap and an 11-3/4" W x 3/4" H mail slot. Pedestal mounted 4C horizontal mailboxes include a matching pedestal and master commercial lock(s) and are available in configurations that are one door wide (single column) and two (2) doors wide (double column). Fully integrated and stand-alone parcel lockers are available in heights ranging from the equivalent of three (3) standard MB1 mailbox doors (PL3 - 10-1/4" high) to six (6) standard MB1 mailbox doors (PL6 - 20-3/4" high). Pedestal mounted 4C horizontal mailboxes are ideal for private centralized mail delivery. For U.S.P.S. approved pedestal mounted units, please see our standard and Regency® Cluster Box Units (CBU's) on pages 8-15.

# 4C

Note: Salsbury 3400 series pedestal mounted 4C horizontal mailboxes include a U.S.P.S. approved 4C horizontal mailbox unit, a matching pedestal and master commercial lock(s) for private access. For access by the U.S. Postal Service, contact your local postmaster for approval.

## 4C MAILBOX CONFIGURATOR



Access our 4C Configurator at:  
[www.mailboxes.com/4C-Configurator](http://www.mailboxes.com/4C-Configurator)

Our 4C mailbox configurator will assist in determining the optimal number of mailboxes and parcel lockers based on your specific requirements. This robust tool also allows you to customize 4C mailbox units and add numbering sequences to drawings. In addition to clear and easy to read elevation line drawings with dimensions, our online mailbox configurator will also provide you with PDF, Word, Excel and AutoCAD drawing files to download for your project. Purchasing products and requesting a quote online is simple and convenient.



#3416D-20's and #3416S-09 in sandstone finish with optional custom engraved placards (#3467) displayed

## MAXIMUM HEIGHT UNITS - 72" H

## 11 DOOR HIGH UNITS - 69-1/8" H



3416D-20



3416S-09



3411D-20

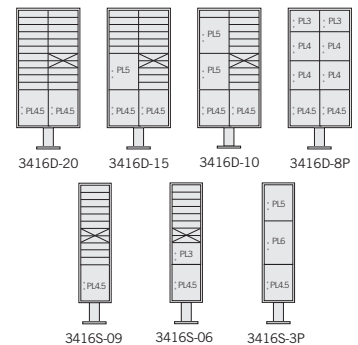


3411S-09

### PEDESTAL MOUNTED 4C HORIZONTAL MAILBOXES - INCLUDES 4C MAILBOX AND PEDESTAL

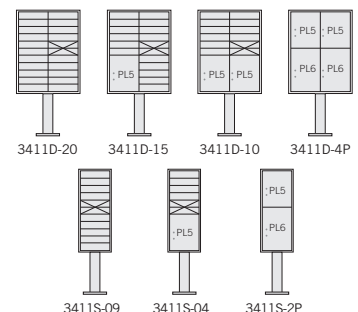
MODEL	DESCRIPTION	UNIT SIZE - FL and RL (includes trim)	WEIGHT	PRICE
<b>MAXIMUM HEIGHT UNITS - 72" H (including 13" H pedestal)</b>				
3416D-20 <sup>1</sup>	20 MB1 Doors and 2 Parcel Lockers (PL4.5's)	32-1/4" W x 72" H x 19" D	225 lbs.	\$2,875.00
3416D-15 <sup>1</sup>	15 MB1 Doors and 3 Parcel Lockers (PL4.5's, PL5)	32-1/4" W x 72" H x 19" D	215 lbs.	\$2,745.00
3416D-10 <sup>1</sup>	10 MB1 Doors and 4 Parcel Lockers (PL4.5's, PL5's)	32-1/4" W x 72" H x 19" D	210 lbs.	\$2,615.00
3416D-8P <sup>1</sup>	8 Parcel Lockers (PL3's, PL4's, PL4.5's)	32-1/4" W x 72" H x 19" D	205 lbs.	\$2,440.00
3416S-09 <sup>1</sup>	9 MB1 Doors and one Parcel Locker (PL4.5)	17-1/2" W x 72" H x 19" D	130 lbs.	\$1,735.00
3416S-06 <sup>1</sup>	6 MB1 Doors and two Parcel Lockers (PL3, PL4.5)	17-1/2" W x 72" H x 19" D	130 lbs.	\$1,685.00
3416S-3P <sup>1</sup>	3 Parcel Lockers (PL4.5, PL5, PL6)	17-1/2" W x 72" H x 19" D	125 lbs.	\$1,440.00

### MAXIMUM HEIGHT UNITS - 72" H



MODEL	DESCRIPTION	UNIT SIZE - FL and RL (includes trim)	WEIGHT	PRICE
<b>11 DOOR HIGH UNITS - 69-1/8" H (including 26" H pedestal)</b>				
3411D-20 <sup>1</sup>	20 MB1 Doors - no Parcel Lockers	32-1/4" W x 69-1/8" H x 19" D	195 lbs.	\$2,345.00
3411D-15 <sup>1</sup>	15 MB1 Doors and 1 Parcel Locker (PL5)	32-1/4" W x 69-1/8" H x 19" D	185 lbs.	\$2,215.00
3411D-10 <sup>1</sup>	10 MB1 Doors and two Parcel Lockers (PL5's)	32-1/4" W x 69-1/8" H x 19" D	180 lbs.	\$2,085.00
3411D-4P <sup>1</sup>	4 Parcel Lockers (PL5's, PL6's)	32-1/4" W x 69-1/8" H x 19" D	175 lbs.	\$1,750.00
3411S-09 <sup>1</sup>	9 MB1 Doors - no Parcel Lockers	17-1/2" W x 69-1/8" H x 19" D	105 lbs.	\$1,445.00
3411S-04 <sup>1</sup>	4 MB1 Doors and one Parcel Locker (PL5)	17-1/2" W x 69-1/8" H x 19" D	105 lbs.	\$1,315.00
3411S-2P <sup>1</sup>	2 Parcel Lockers (PL5, PL6)	17-1/2" W x 69-1/8" H x 19" D	95 lbs.	\$1,150.00

### 11 DOOR HIGH UNITS - 69-1/8" H



**Additional Units and Volume Discount Pricing Available at Mailboxes.com!**


<sup>1</sup> Specify



gray



bronze



sandstone



black

**more  
pedestal mounted  
4C horizontal mailboxes  
available on pages 18-19 and on-line**

# Pedestal Mounted 4C Horizontal Mailboxes

for custom 4C mailbox units and options – see pages 32 - 35

- Ideal for Military Bases, Student Housing and other Centralized Mail Delivery Applications

- Master Commercial Lock(s) Included

- Outgoing Mail Compartment

- Fully Integrated Parcel Locker(s)

- Includes 13" (short) or 26" (tall) Heavy Duty Pedestal

- ADA Compliant Units Available 

- see page 19 or visit: [www.mailboxes.com/ADA-4C-Mailboxes](http://www.mailboxes.com/ADA-4C-Mailboxes)

**Additional Units and Volume Discount Pricing Available at Mailboxes.com!**

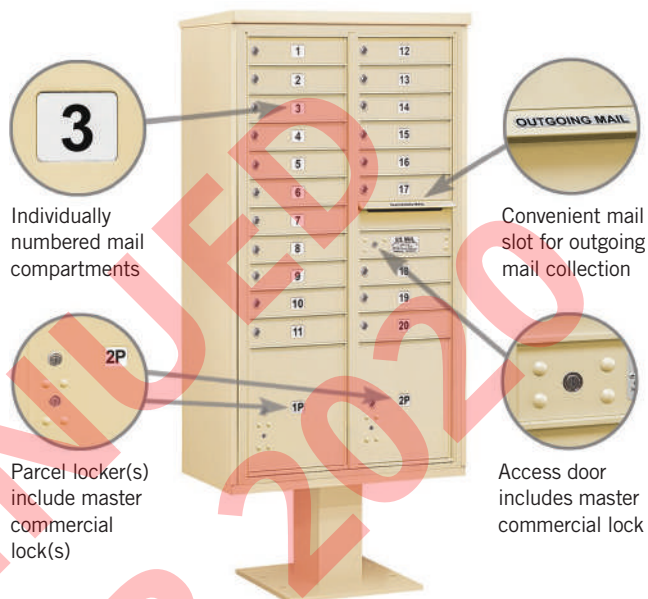


#3416D-20 in bronze finish with optional custom engraved placards (#3767) displayed

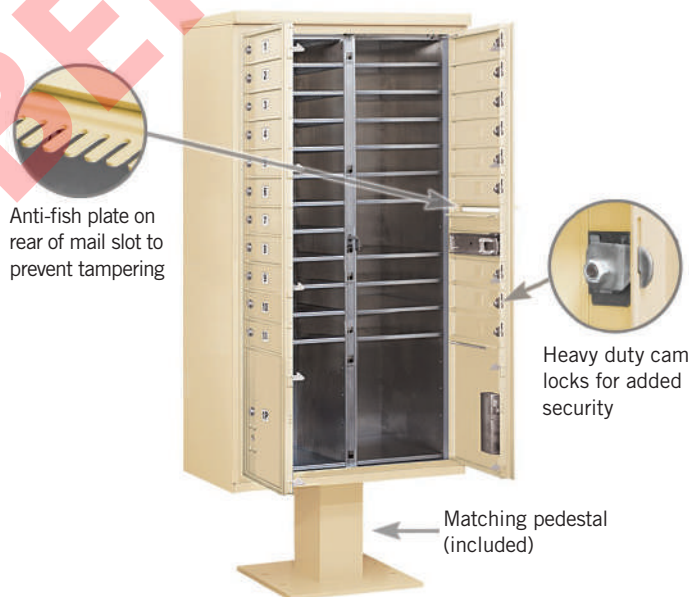
## 4C

Note: Salsbury 3400 series pedestal mounted 4C horizontal mailboxes include a U.S.P.S. approved 4C horizontal mailbox unit, a matching pedestal and master commercial lock(s) for private access. For access by the U.S. Postal Service, contact your local postmaster for approval.

### STANDARD FEATURES



Front views of 3416D-20 in sandstone finish displayed



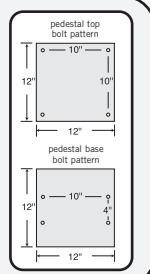
### REPLACEMENT PEDESTALS



#3485<sup>1</sup> Replacement pedestal - short (13" H)  
\$150.00



#3495<sup>1</sup> Replacement pedestal - tall (26" H)  
\$150.00



## 10 DOOR HIGH UNITS\* - 52-5/8" H

## 6 DOOR HIGH UNITS\* - 51-5/8" H



3410D-10



3410S-04



3406D-10



3406S-04



\*All units meet ADA reach requirements when installed with the tenant locks in the top row of mailboxes no more than 48" above the finished floor and the bottom of the lowest row of mailboxes no less than 28" above the finished floor.

### PEDESTAL MOUNTED 4C HORIZONTAL MAILBOXES - INCLUDES 4C MAILBOX AND PEDESTAL

MODEL	DESCRIPTION	UNIT SIZE	WEIGHT	PRICE
<b>10 DOOR HIGH UNITS - 52-5/8" H (including 13" H pedestal)</b>				
3410D-10 <sup>1</sup>	10 MB1 Doors and 2 Parcel Lockers (PL4, PL4.5)	32-1/4" W x 52-5/8" H x 19" D	170 lbs.	\$2,000.00
3410D-09 <sup>1</sup>	9 MB1 Doors and 2 Parcel Lockers (PL4.5, PL5)	32-1/4" W x 52-5/8" H x 19" D	170 lbs.	\$1,955.00
3410D-06 <sup>1</sup>	6 MB1 Doors and 2 Parcel Lockers (PL6's)	32-1/4" W x 52-5/8" H x 19" D	165 lbs.	\$1,830.00
3410D-4P <sup>1</sup>	4 Parcel Lockers (PL5's)	32-1/4" W x 52-5/8" H x 19" D	160 lbs.	\$1,655.00
3410S-04 <sup>1</sup>	4 MB1 Doors and 1 Parcel Locker (PL4.5)	17-1/2" W x 52-5/8" H x 19" D	105 lbs.	\$1,260.00
3410S-03 <sup>1</sup>	3 MB1 Doors and 1 Parcel Locker (PL5)	17-1/2" W x 52-5/8" H x 19" D	100 lbs.	\$1,215.00
3410S-2P <sup>1</sup>	2 Parcel Lockers (PL5's)	17-1/2" W x 52-5/8" H x 19" D	90 lbs.	\$1,090.00

MODEL	DESCRIPTION	UNIT SIZE	WEIGHT	PRICE
<b>6 DOOR HIGH UNITS - 51-5/8" H (including 26" H pedestal)</b>				
3406D-10 <sup>1</sup>	10 MB1 Doors - no Parcel Lockers	32-1/4" W x 51-5/8" H x 19" D	125 lbs.	\$1,545.00
3406D-09 <sup>1</sup>	9 MB1 Doors - no Parcel Lockers	32-1/4" W x 51-5/8" H x 19" D	125 lbs.	\$1,470.00
3406D-05 <sup>1</sup>	5 MB1 Doors and 1 Parcel Locker (PL5)	32-1/4" W x 51-5/8" H x 19" D	120 lbs.	\$1,415.00
3406D-2P <sup>1</sup>	2 Parcel Lockers (PL6's)	32-1/4" W x 51-5/8" H x 19" D	115 lbs.	\$1,210.00
3406S-04 <sup>1</sup>	4 MB1 Doors - no Parcel Lockers	17-1/2" W x 51-5/8" H x 19" D	80 lbs.	\$1,020.00
3406S-03 <sup>1</sup>	3 MB1 Doors - no Parcel Lockers	17-1/2" W x 51-5/8" H x 19" D	75 lbs.	\$945.00
3406S-1P <sup>1</sup>	1 Parcel Locker (PL6)	17-1/2" W x 51-5/8" H x 19" D	65 lbs.	\$855.00

<sup>1</sup> Specify



gray



bronze



sandstone



black



#### OUTGOING MAIL COMPARTMENT

Note: Pedestal mounted 4C horizontal mailboxes include a compartment for outgoing mail collection that is labeled "Outgoing Mail".

For custom 4C mailbox units, specifications & options - see pages 32-33

# 4C Horizontal Mailbox Specifications & Options

see 4C horizontal mailbox units on pages 16 - 33

- Manufactured by Salsbury Industries to USPS-STD-4C Specifications
- Required for New Construction and Major Renovations
- For Indoor or Outdoor Use
- Fully Integrated or Stand-Alone Parcel Lockers
- ADA Compliant Units Available 



- see pages 19, 23, 27 and 31 or visit: [www.mailboxes.com/ADA-4C-Mailboxes](http://www.mailboxes.com/ADA-4C-Mailboxes)

**Volume Discount Pricing Available at Mailboxes.com!**

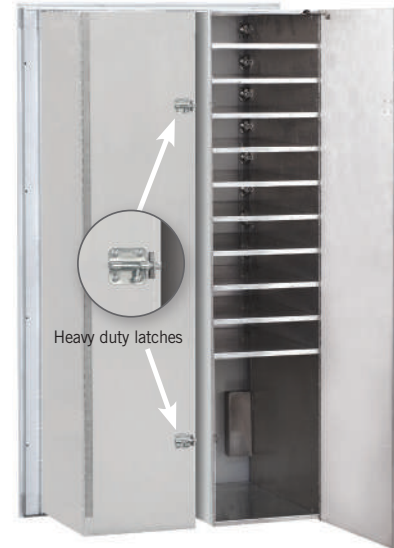


Custom recessed mounted 4C horizontal mailboxes in sandstone finish with optional custom engraved doors -black filled (#3774) displayed

**If Rear Loading:** The front of the outgoing mail compartment is comprised of fixed panels (no access door). The rear of the unit incorporates one or two (2) access door(s) with heavy duty latches and continuous hinges. Units are available without rear access doors upon request. Note: Rear loading access is only available for recessed mounted units.



Front view of Rear Loading Recessed Mounted Double Column Unit displayed



Rear view of Rear Loading Recessed Mounted Unit with Rear Access Doors displayed

**Note:** U.S.P.S. standard 4C requires a minimum of one parcel locker for every ten (10) tenant compartments. Parcel lockers are not required for installation sites with less than ten (10) tenant compartments.

## DESIGN ASSISTANCE

Our design engineers are available to architects, specification writers and individuals involved in the design of mail distribution facilities, apartment complexes and commercial buildings. Visit the informative Architect Resources section of our website at: [www.mailboxes.com/Architectural-Resources](http://www.mailboxes.com/Architectural-Resources) to download specifications, technical drawings, AutoCAD and BIM/Revit models. You can also submit required layout and options for a price quotation.

## 4C CONFIGURATOR

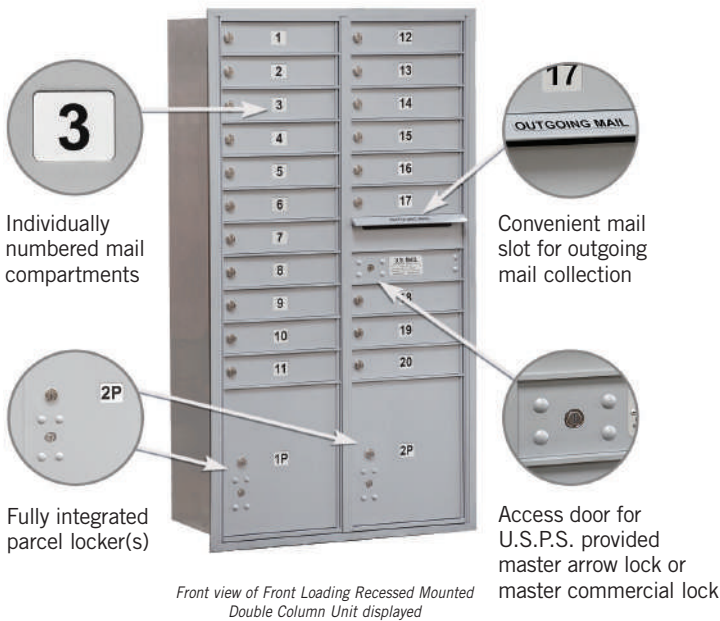
Access our 4C Configurator online at: [www.mailboxes.com/4C-Configurator](http://www.mailboxes.com/4C-Configurator) to customize units or submit your required layout for a price quotation online at [www.mailboxes.com](http://www.mailboxes.com) or to [quotes@mailboxes.com](mailto:quotes@mailboxes.com).



**If Front Loading:** Units include one or two (2) master door(s) that swing(s) on continuous integral hinges. The outgoing mail compartment includes the access door and cannot be used for mail distribution. The rear of the unit incorporates a solid rear cover.

**4C**

Note: Salsbury 4C horizontal mailboxes and parcel lockers are U.S.P.S. approved and meet the specifications of USPS-STD-4C. These units are required for new construction and major renovations.



## 4C HORIZONTAL MAILBOX SPECIFICATIONS & OPTIONS

FOR RECESSED MOUNTED, SURFACE MOUNTED, PEDESTAL MOUNTED AND FREE-STANDING MAILBOX UNITS

### MAILBOX DOOR SIZES

Each aluminum door includes a heavy duty five (5) pin cylinder cam lock with a dust/rain shield and three (3) keys.

13-1/4" 3-1/4"  
**MB1** (1 High)

#3751<sup>1</sup> Replacement MB1 door and lock  
\$65.00

13-1/4" 6-3/4"  
**MB2** (2 High)

#3752<sup>1</sup> Replacement MB2 door and lock  
\$75.00

13-1/4" 10-1/4"  
**MB3** (3 High)

#3753<sup>1</sup> Replacement MB3 door and lock  
\$85.00

13-1/4" 13-3/4"  
**MB4** (4 High)

#3754<sup>1</sup> Replacement MB4 door and lock  
\$95.00

### PARCEL LOCKER DOOR SIZES

Parcel lockers offer tenants a convenient way to receive packages on site and are fit with a two (2) key security system.

13-1/4" 10-1/4"  
**PL3** (3 High)

#3753P<sup>1</sup> Replacement PL3 door and lock  
\$115.00

13-1/4" 13-3/4"  
**PL4** (4 High)

#3754P<sup>1</sup> Replacement PL4 door and lock  
\$120.00

13-1/4" 15-1/2"  
**PL4.5** (4.5 High)

#3754.5P<sup>1</sup> Replacement PL4.5 door and lock  
\$125.00

13-1/4" 17-1/4"  
**PL5** (5 High)

#3755P<sup>1</sup> Replacement PL5 door and lock  
\$130.00

13-1/4" 20-3/4"  
**PL6** (6 High)

#3756P<sup>1</sup> Replacement PL6 door and lock  
\$135.00

<sup>1</sup> Specify

aluminum bronze  
sandstone black

Note: 3400 series pedestal mounted 4C horizontal mailboxes are available in the following finishes: gray, bronze, sandstone or black.

### FINISHES

The durable and corrosion resistant 4C units feature a durable powder coated finish available in aluminum, bronze, sandstone or black. (Excludes 3400 series pedestal mounted 4C horizontal mailbox finishes, see note below.) Custom finishes (#3766 – add 25% upcharge) are available as an option upon request – minimum order of (100) doors.

### DOOR IDENTIFICATION

Each standard 4C horizontal mailbox door has a 1" high number. The outgoing mail compartment is labeled "Outgoing Mail" and the parcel locker(s) are labeled with a "1P", "2P", etc. Custom identification systems are available as an option upon request.

### CUSTOM ENGRAVED PLACARDS

1-3/4" W x 1-1/2" H custom engraved self-adhesive placards are available as an option upon request.  
(#3767 - \$3.00)

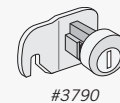
22  
#3767

### OUTGOING MAIL COMPARTMENTS

One compartment in each unit is labeled "Outgoing Mail" and includes a weather protection flap and a 10-3/4" W x 3/4" H mail slot.

### LOCKS



Each 4C mailbox door includes a heavy duty five (5) pin cylinder cam lock with a dust/rain shield and three (3) keys (2,000 different key changes).  
(#3790 - \$20.00)



- Additional keys per lock when ordering (#3798 - \$3.00)
- Key blanks - box of (50) (#3799 - \$50.00)
- Custom lock installation - cylinders provided by owner (for installations not serviced by the U.S.P.S.) (100 door minimum) (#3793 - \$5.00 additional per door)

For installations NOT serviced by the U.S.P.S.

- Mail slots (#3769 - \$5.00)  
Standard slot size: 10-3/4" W x 3/4" H  
Custom slot sizes are available upon request.
- Plexiglass window 1-1/8" W x 7/8" H (#3771 - \$3.00)
- Outgoing mail slot plug kit (#3770 - \$35.00)



### CUSTOM ENGRAVED DOORS

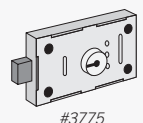
- Custom engraved door – regular (#3768 - \$5.00)
- Custom engraved door – black filled (#3774 - \$5.00)

1 2 3  
#3768

1 2 3  
#3774

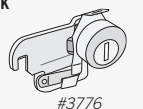
### MASTER COMMERCIAL LOCK

Factory installed if for private access - for front loading mailboxes and parcel lockers - with (2) keys  
(#3775 - \$30.00)



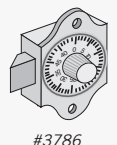
### TENANT PARCEL LOCKER LOCK

For parcel locker door - with (3) keys  
(#3776 - \$40.00)



### COMBINATION LOCK

Three (3) digit single dial combination lock with spring latch and automatic throw-off (for installations not serviced by the U.S.P.S.). Combination numbers can be changed by owner.  
(#3786 - \$20.00)



Note: Matching collection boxes and receptacle bins are available on-line.