

Standard 4B+ Horizontal Mailboxes

continued on pages 34 - 35

STANDARD 4B+ HORIZONTAL MAILBOXES

FRONT OR REAR LOADING 

Made entirely of aluminum, Salsbury 3600 series U.S.P.S. approved standard 4B+ horizontal mailboxes are available in units with standard A doors and larger B doors. Units with standard "A" doors are available in 3, 4 or 5 doors wide and 5, 6 or 7 doors high. Units with larger "B" doors are available in 2 doors wide and 5, 6 or 7 doors high. Each aluminum door includes a five (5) pin cylinder cam lock with two (2) keys and a 2" W x 5/8" H clear plastic card holder (card included) to identify the tenant's name and/or box number. The mailbox compartments are made of sheet aluminum. Custom engraved placards (#3667) are available as an option upon request. Standard 4B+ horizontal mailboxes feature a durable powder coated finish available in three (3) contemporary colors and are ideal for apartments, condominiums, commercial buildings, colleges and schools and many other applications.

**Volume Discount Pricing
Available at Mailboxes.com!**



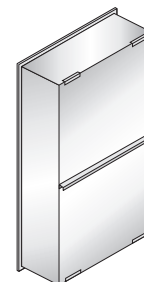
#3614's in aluminum finish displayed

If Rear Loading: Mailboxes can be used for either U.S.P.S. access (master postal lock not required) or private access (master commercial lock not required). All openings are usable. Units include factory installed 3/4" W x 1/4" D trim and a removable rear cover.



3621

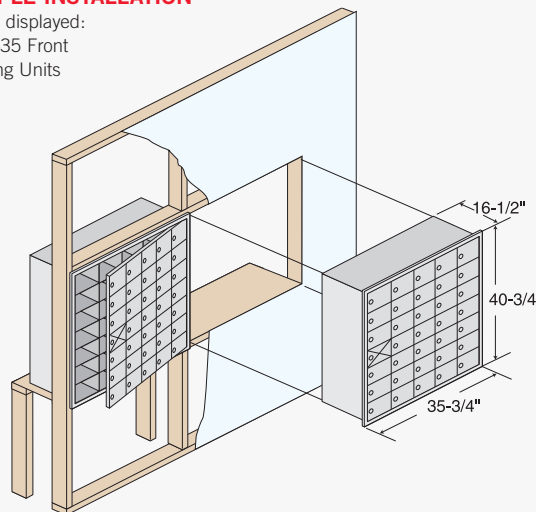
21 Rear Loading
A doors (21 usable)



Rear loading unit with non-locking, removable lift off rear cover displayed

SAMPLE INSTALLATION

Model displayed:
(2) 3635 Front Loading Units

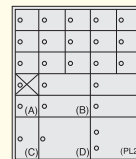


Note: For U.S.P.S. serviced installations, the tenant locks in the top row of mailboxes must be no more than 67" above the finished floor and the bottom of the lowest row must be no less than 28" above the finished floor.

CUSTOM 4B+ HORIZONTAL MAILBOXES

See pages 34-35

- Larger door sizes
- Parcel lockers
- Custom configurations
- Alternative locking systems
- Collection units



If Front Loading: Door panel swings on a continuous hinge. One mailbox opening is required for a master postal or commercial lock and cannot be used for mail distribution. Units include factory installed 3/4" W x 1/4" D trim and a solid rear cover.

4B+

Note: Salsbury 3600 series standard 4B+ horizontal mailboxes have been U.S.P.S. approved to the required security upgrades of USPS-STD-4B+. These mailboxes are approved for replacement and/or retrofit installations. For new construction and major renovations, see 4C horizontal mailboxes on pages 16-31.



3628
28 Front Loading
A doors (27 usable)



3635
35 Front Loading
A doors (34 usable)



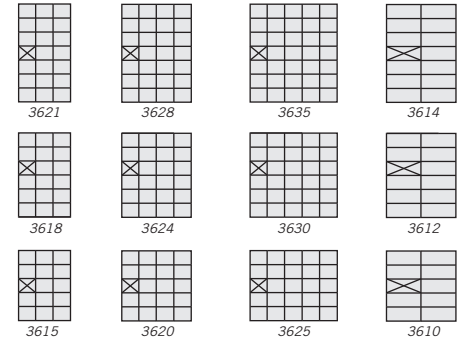
3614
14 Front Loading
B doors (13 usable)

STANDARD 4B+ HORIZONTAL MAILBOXES - FRONT OR REAR LOADING - U.S.P.S. APPROVED

MODEL	DESCRIPTION	UNIT SIZE - FL and RL (includes trim)	WEIGHT	PRICE
7 DOOR HIGH UNITS - 40-3/4" H				
3621 ^{1,2,3}	21 A Doors (20 usable on FL)	22-3/4" W x 40-3/4" H x 16-1/2" D	70 lbs.	\$1,785.00
3628 ^{1,2,3}	28 A Doors (27 usable on FL)	29-1/4" W x 40-3/4" H x 16-1/2" D	85 lbs.	\$2,380.00
3635 ^{1,2,3}	35 A Doors (34 usable on FL)	35-3/4" W x 40-3/4" H x 16-1/2" D	100 lbs.	\$2,975.00
3614 ^{1,2,3}	14 B Doors (13 usable on FL)	29-1/4" W x 40-3/4" H x 16-1/2" D	85 lbs.	\$1,680.00
6 DOOR HIGH UNITS - 35-1/4" H				
3618 ^{1,2,3}	18 A Doors (17 usable on FL)	22-3/4" W x 35-1/4" H x 16-1/2" D	60 lbs.	\$1,530.00
3624 ^{1,2,3}	24 A Doors (23 usable on FL)	29-1/4" W x 35-1/4" H x 16-1/2" D	75 lbs.	\$2,040.00
3630 ^{1,2,3}	30 A Doors (29 usable on FL)	35-3/4" W x 35-1/4" H x 16-1/2" D	90 lbs.	\$2,550.00
3612 ^{1,2,3}	12 B Doors (11 usable on FL)	29-1/4" W x 35-1/4" H x 16-1/2" D	75 lbs.	\$1,440.00
5 DOOR HIGH UNITS - 29-3/4" H				
3615 ^{1,2,3}	15 A Doors (14 usable on FL)	22-3/4" W x 29-3/4" H x 16-1/2" D	55 lbs.	\$1,275.00
3620 ^{1,2,3}	20 A Doors (19 usable on FL)	29-1/4" W x 29-3/4" H x 16-1/2" D	65 lbs.	\$1,700.00
3625 ^{1,2,3}	25 A Doors (24 usable on FL)	35-3/4" W x 29-3/4" H x 16-1/2" D	75 lbs.	\$2,125.00
3610 ^{1,2,3}	10 B Doors (9 usable on FL)	29-1/4" W x 29-3/4" H x 16-1/2" D	65 lbs.	\$1,200.00
3668	Custom engraved door - regular - for 3600 series mailbox doors and parcel lockers			\$5.00
3674	Custom engraved door - black filled - for 3600 series mailbox doors and parcel lockers			\$5.00
3675	Master commercial lock - factory installed if for private access - for FL mailboxes - with (2) keys			\$30.00
3686	Combination lock - 3 digit spring latch - additional per door - for installations not serviced by the U.S.P.S.			\$35.00
3690-5	Set of (5) #3690 locks - standard replacement for 3600 series doors - with (2) keys			\$85.00
3699	Key blanks - for standard 3600 series locks - box of (50)			\$60.00

ACCESS DOOR
On front loading 3600 series horizontal mailboxes, one opening per unit is required for a master postal or commercial lock and cannot be used for mail distribution. On rear loading units, all openings are usable.

STANDARD FRONT LOADING CONFIGURATIONS



3600 SERIES DOOR SIZES

#3651¹ Replacement "A" door and lock \$60.00
 #3652¹ Replacement "B" door and lock \$75.00

STANDARD 4B+ HORIZONTAL MAILBOX OPTIONS

Each mailbox door includes a five (5) pin cylinder cam lock with two (2) keys (1,000 different key changes).

- Lock - for 3600 series (#3690-5 - set of (5) #3690 locks - \$85.00)
- Additional keys per lock when ordering (#3698 - \$3.00)
- Key blanks - box of (50) (#3699 - \$60.00)




#3690
Lock for 3600 series



#3698
Additional keys for #3690 \$3.00 per key



- Master commercial lock - with (2) keys - factory installed if for private access - for front loading mailboxes (#3675 - \$30.00)
- Card holder - clear plastic - card and metal insert included (#3697 - \$3.00)
- Self-adhesive numbers - sheets of (100) (#3695 - \$15.00)
- 4B+ Master door security retrofit kit (#3696 - \$50.00)

- Specify  aluminum  bronze  sandstone
- Specify - front loading (FL) or rear loading (RL) - (add 25% upcharge for rear loading (RL) units)
- Specify - U.S.P.S. access or private access (order #3675 master commercial lock for private access on FL units and PL's)

DOOR AND COMPARTMENT IDENTIFICATION



Each mailbox door includes a 2" W x 5/8" H clear plastic card holder (#3697 - \$3.00) to identify the tenant's name and/or box number. Self-adhesive numbers (1-3000 available) are supplied upon request with a standard order. Custom identification systems are available as an option upon request. Label holders (#1070 - \$30.00) neatly organize and identify the front/rear of the mailbox compartments and are available as an option upon request.

- Custom engraved placards - 2" W x 5/8" H (#3667 - \$3.00)
- Custom engraved door - regular (door will be solid - no card holder) (#3668 - \$5.00)
- Custom engraved door - black filled (door will be solid - no card holder) (#3674 - \$5.00)



Custom 4B+ Horizontal Mailboxes

CUSTOM 4B+ HORIZONTAL MAILBOXES

FRONT OR REAR LOADING  or 

Made entirely of aluminum, Salsbury 3600 series U.S.P.S. approved custom 4B+ horizontal mailboxes are available in four (4) different mailbox door sizes and three (3) different parcel locker door sizes. Each aluminum mailbox door includes a five (5) pin cylinder cam lock with two (2) keys and a 2" W x 5/8" H clear plastic card holder (card included) to identify the tenant's name and/or box number. The mailbox compartments are made of sheet aluminum. 3600 series custom 4B+ horizontal mailboxes can integrate different combinations of mailbox and parcel locker doors and are available in three (3) contemporary colors. Custom colors are available as an option upon request. Matching collection units (5, 6 and 7 doors high) are also available. Custom 4B+ horizontal mailboxes are ideal for apartments, condominiums, commercial buildings, colleges and schools and many other applications.

If Front Loading:

Door panel swings on a continuous hinge. One mailbox opening ("A" and "B" doors only) is required for a master postal or commercial lock and cannot be used for mail distribution. Units include factory installed 3/4" W x 1/4" D trim and a solid rear cover.

If Rear Loading:

Mailboxes can be used for either U.S.P.S. access (master postal lock not required) or private access (master commercial lock not required). All openings are usable. Units include factory installed 3/4" W x 1/4" D trim and a removable rear cover.

PARCEL LOCKERS can be integrated into a 3600 series mailbox system and are a convenient way to receive packages on site. Parcel lockers are fit with a two (2) key security system that allows the U.S.P.S. or an individual to deliver a parcel to the locker and place a parcel locker key in the recipient's mailbox. Once the recipient opens the parcel locker, the key is automatically retained in the lock until it is removed with a control key.



Final inspection of custom horizontal units

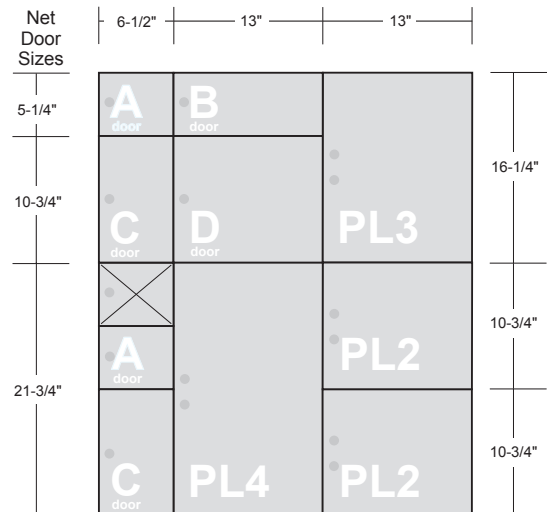
ORDERING CUSTOM 4B+ HORIZONTAL UNITS

- 1) Determine the number of openings required using "A", "B", "C", and "D" mailbox doors and PL2, PL3 and PL4 parcel locker doors.
- 2) Configure requirements to fit a minimum of 2 wide x 3 high standard A doors to a maximum of 5 wide x 7 high standard A doors.
- 3) Contact us for rough opening dimensions or layout specifications.

SAMPLE FRONT LOADING UNIT

(3/4" trim not shown)

- 3 - 3600 A doors (2 usable)
- 1 - 3600 B door
- 2 - 3600 C doors
- 1 - 3600 D door
- 2 - 3600PL2
- 1 - 3600PL3
- 1 - 3600PL4



Note: There is a 1/4" vertical space between doors shown above.



Custom front loading unit with standard aluminum finish displayed

See sample installation on page 32



Note: Salsbury 3600 series standard 4B+ horizontal mailboxes have been U.S.P.S. approved to the required security upgrades of USPS-STD-4B+. These mailboxes are approved for replacement and/or retrofit installations. For new construction and major renovations, see 4C horizontal mailboxes on pages 16-31.

CUSTOM 4B+ HORIZONTAL MAILBOXES - FRONT OR REAR LOADING - U.S.P.S. APPROVED

MODEL	DESCRIPTION	DOOR SIZE	WEIGHT	PRICE
MAILBOXES				
3600A ^{1,2,3}	A Door and 16-1/2" D Compartment	6-1/2" W x 5-1/4" H	3 lbs.	\$100.00
3600B ^{1,2,3}	B Door and 16-1/2" D Compartment	13" W x 5-1/4" H	6 lbs.	\$125.00
3600C ^{1,2,3}	C Door and 16-1/2" D Compartment	6-1/2" W x 10-3/4" H	6 lbs.	\$125.00
3600D ^{1,2,3}	D Door and 16-1/2" D Compartment	13" W x 10-3/4" H	12 lbs.	\$150.00
PARCEL LOCKERS				
3600PL2 ^{1,2,3}	Parcel Locker (2 doors high and 2 doors wide)	13" W x 10-3/4" H	15 lbs.	\$300.00
3600PL3 ^{1,2,3}	Parcel Locker (3 doors high and 2 doors wide)	13" W x 16-1/4" H	20 lbs.	\$330.00
3600PL4 ^{1,2,3}	Parcel Locker (4 doors high and 2 doors wide)	13" W x 21-3/4" H	25 lbs.	\$365.00
COLLECTION UNITS⁴				
		Unit Size		
3600C5 ^{1,2,3}	Collection Unit (for 5 door high unit)	21" W x 29-3/4" H x 12" D	60 lbs.	\$1,600.00
3600C6 ^{1,2,3}	Collection Unit (for 6 door high unit)	21" W x 35-1/4" H x 12" D	65 lbs.	\$1,675.00
3600C7 ^{1,2,3}	Collection Unit (for 7 door high unit)	21" W x 40-3/4" H x 12" D	70 lbs.	\$1,725.00
SPARE PARTS / OPTIONS				
3651 ¹	Door - A replacement door and lock with (2) keys	6-1/2" W x 5-1/4" H		\$60.00
3652 ¹	Door - B replacement door and lock with (2) keys	13" W x 5-1/4" H		\$75.00
3653 ¹	Door - C replacement door and lock with (2) keys	6-1/2" W x 10-3/4" H		\$75.00
3654 ¹	Door - D replacement door and lock with (2) keys	13" W x 10-3/4" H		\$100.00
3666	Custom finish (minimum order of 100 doors) - specify color			add 25%
3675	Master commercial lock - factory installed if for private access - for FL mailboxes and PL's - with (2) keys			\$30.00
3676	Tenant parcel locker lock - includes assembly with (2) keys			\$40.00
3677	Master commercial lock - factory installed if for private access - for FL collection unit - with (2) keys			\$30.00
3686	Combination lock - 3 digit spring latch - additional per door - for installations not serviced by the U.S.P.S.			\$35.00
3690-5	Set of (5) #3690 locks - standard replacement for 3600 series doors - with two (2) keys			\$85.00
3699	Key blanks - for standard 3600 series locks - box of (50)			\$60.00

Note: The price of custom 4B+ horizontal mailboxes is the total of each mailbox and parcel locker within a unit. Allow approximately 2-3 weeks production time for custom 4B+ horizontal mailboxes. For faster service, see pages 32-33 for standard 4B+ horizontal mailboxes.

¹ Specify



² Specify

- For front loading (FL) installation
- For rear loading (RL) installation (add 25% upcharge for rear loading (RL) units)

³ Specify

- For U.S.P.S. access
- For private access (order #3675 - for front loading mailbox unit and parcel locker) (order #3677 - for front loading collection unit)

⁴ All front access collection units have an 18" W x 25-1/4" H x 12" D mail storage compartment. On rear access collection units, customer to supply mail receptacle.



Custom 4B+ horizontal mailboxes in sandstone finish with parcel lockers and collection unit and optional black filled custom engraving on collection unit (#3670) displayed.

CUSTOM 4B+ HORIZONTAL MAILBOX OPTIONS

DOOR AND COMPARTMENT IDENTIFICATION

Each mailbox door includes a 2" W x 5/8" H clear plastic card holder (#3697 - \$3.00) to identify the tenant's name and/or box number. Self-adhesive numbers (1-3000 available) are supplied upon request with each order. Custom identification systems are available as an option upon request. Label holders (#1070 - \$30.00) neatly organize and identify the front/rear of the mailbox compartments and are available as an option upon request.

Plexiglass windows (#3671) and mail slots (#3669) may not be ordered for units serviced by the U.S.P.S.

- Plexiglass window - 1-1/8" W x 7/8" H



(#3671 - \$3.00)

- Mail slots


Standard mail slot sizes for 3600 series:

- A Door - 5-1/2" W x 3/4" H
- B Door - 12" W x 3/4" H
- C Door - 5-1/2" W x 3/4" H
- D Door - 12" W x 3/4" H



(#3669 - \$5.00)

Custom slot sizes are available upon request.



Custom 4B+ horizontal mailbox with combination locks (#3686) and custom regular engraved doors (#3668) in bronze finish displayed.

- Custom finish available - specify color - minimum order of 100 doors (#3666 - add 25% upcharge)

- 4B+ Master door security retrofit kit (#3696 - \$50.00)

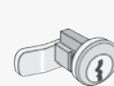
LOCKS

- Each mailbox door includes a five (5) pin cylinder cam lock with two (2) keys (1,000 different key changes).
- Key blanks - box of (50) - for 3600 series (#3699 - \$60.00)
- (#3690-5 - set of (5) #3690 locks - \$85.00)

- Additional keys per lock when ordering (#3698 - \$3.00)
- Custom lock installation - cylinders provided by owner - (100) door minimum (#3693 - \$5.00 additional per door)

For installations not serviced by the U.S.P.S.

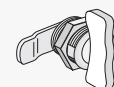
- Three (3) digit single dial combination lock with spring latch and automatic throw-off (combination numbers can be changed by owner) (#3686 - \$35.00)
- Thumb latch (in lieu of standard lock) (#3689 - \$20.00)
- Resettable combination lock (#3682 - \$30.00)
- Master control key - for #3682 resettable combination lock (#3683 - \$10.00)



#3690 Lock for 3600 series



#3686 Combination lock \$35.00

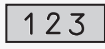


#3689 Thumb latch \$20.00

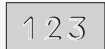


#3682 Resettable combination lock \$30.00

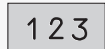
- Custom engraved placards (#3667 - \$3.00)
- Custom engraved door - regular (door will be solid - no card holder) (#3668 - \$5.00)
- Custom engraved door - black filled (door will be solid - no card holder) (#3674 - \$5.00)
- Custom engraving on collection unit - regular (#3665 - \$20.00)
- Custom engraving on collection unit - black filled (#3670 - \$20.00)
- Self-adhesive numbers - sheets of (100) (#3695 - \$15.00)
- Card holder - clear plastic - card and metal insert included (#3697 - \$3.00)



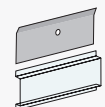
#3667 Engraved placard



#3668 Engraved door - regular



#3674 Engraved door - black filled



#3697 Card holder - clear plastic