

# Brass Mailboxes

## BRASS MAILBOXES

### REAR OR FRONT LOADING

Salsbury 2000 series brass mailboxes have solid brass die-cast doors. Each door includes a five (5) pin cylinder cam lock with two (2) keys, a clear 1/4" thick glass window and a name plate to identify the tenant's name and/or box number. The doors are hinged on brass frames and are attached to the individual compartments with four (4) screws. The mailbox compartments are constructed of 20 gauge steel and powder coated tan. They are designed to stack two (2) high and mount adjacent to each other or between wall studs. All units have the same outside dimensions.

**Volume Discount Pricing  
Available at [Mailboxes.com](http://Mailboxes.com)!**

### If Front Loading:

Units include solid rear covers. Two (2) master commercial locks with two (2) keys (#2092) open a door panel that swings on a continuous hinge. All openings are usable.



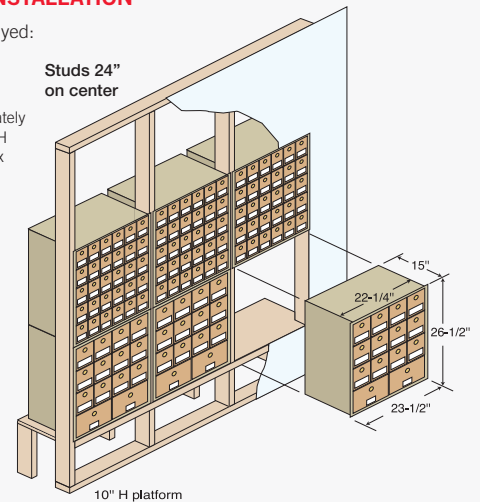
**2016FL**  
Front loading (FL) unit

### SAMPLE INSTALLATION

Models displayed:  
(3) 2030RL's  
(3) 2014RL's

Studs 24"  
on center

Allow approximately  
24" W and 53" H  
for each mailbox  
column.



Rear loading brass mailboxes with optional trim (#2013) displayed

**If Rear Loading:** Units have open backs. Hinged locking rear covers (#2050) are available as an option upon request.



2030RL



2014RL



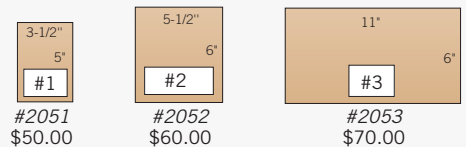
2008RL

**BRASS MAILBOXES - REAR OR FRONT LOADING**

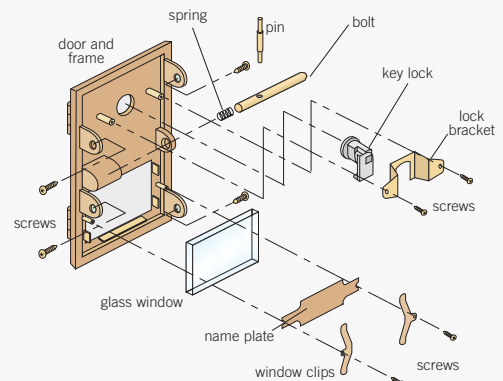
MODEL	DESCRIPTION	DOOR SIZE	WEIGHT	PRICE
<b>REAR LOADING</b>				
<b>UNIT SIZE</b>	<b>23-1/2" W x 26-1/2" H x 15" D</b>			
2030RL	30 Doors	3-1/2" W x 5" H	105 lbs.	\$950.00
2016RL	16 Doors	5-1/2" W x 6" H	90 lbs.	\$900.00
2014RL	14 Doors	(12) 5-1/2" W x 6" H (2) 11" W x 6" H	90 lbs.	\$900.00
2008RL	8 Doors	11" W x 6" H	90 lbs.	\$900.00
<b>FRONT LOADING</b>				
<b>UNIT SIZE</b>	<b>23-1/2" W x 26-1/2" H x 16" D</b>			
2030FL	30 Doors	3-1/2" W x 5" H	115 lbs.	\$1,050.00
2016FL	16 Doors	5-1/2" W x 6" H	100 lbs.	\$1,000.00
2014FL	14 Doors	(12) 5-1/2" W x 6" H (2) 11" W x 6" H	100 lbs.	\$1,000.00
2008FL	8 Doors	11" W x 6" H	100 lbs.	\$1,000.00
2013	Trim - tan - for up to (3) columns of mailboxes		10 lbs.	\$110.00
2051	Door - #1 replacement door and lock with (2) keys			\$55.00
2052	Door - #2 replacement door and lock with (2) keys			\$65.00
2053	Door - #3 replacement door and lock with (2) keys			\$75.00
2086	Lock - combination for each 2000 series door			\$20.00
2090	Lock - standard replacement for 2000 series doors - with (2) keys			\$15.00
2099	Key blanks - for standard 2000 series locks - box of (50)			\$50.00

**2000 SERIES DOOR SIZES**

Solid brass replacement doors include frame and lock with two (2) keys.



**SPARE PARTS**



Brass Door - #2051  
Rear view of #1 brass door displayed

**BRASS MAILBOX OPTIONS**

**OPTIONS**

- Custom sized mailbox units - call for pricing
- Plastic windows - specify clear or tan  
#1 and #3 door size (#2071 - \$1.75)  
#2 door size (#2073 - \$2.00)
- Rear covers - locking on rear loading units (#2050 - \$55.00)
- Trim - tan snap-on peripheral trim 1-1/2" W x 3/8" D for up to (3) columns of mailboxes (#2013 - \$110.00)

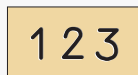


Rear loading unit with optional locking rear cover (#2050) displayed

**DOOR AND COMPARTMENT IDENTIFICATION**

Each mailbox door is equipped to identify the tenant's name and/or box number. Self-adhesive numbers (1-3000 available) are supplied upon request with a standard order. Custom identification systems are available as an option upon request. Label holders neatly organize and identify the front/rear of the mailbox compartments and are available as an option upon request.

- Custom window engraving - specify on clear or tan plastic window (#2068 - \$5.00)
- Self-adhesive numbers - sheets of (100) (#2095 - \$15.00)
- Label holders - (50) 3" W x 3/8" H (#1070 - \$30.00)



#2068 Window engraving (for clear or tan plastic windows only) \$5.00



#1070 Label holders (50) \$30.00

**LOCKS**

Each mailbox door includes a five (5) pin cylinder cam lock with two (2) keys (1,000 different key changes).

- Lock - for 2000 series (#2090 - \$15.00)
- Three (3) digit single dial combination lock with spring latch and automatic throw-off (combination numbers can be changed by owner) Not available on #3 doors (#2086 - \$20.00)
- Thumb latch - in lieu of standard lock (#2089 - \$15.00)
- Lock - front loading master (#2092 - \$20.00) not pictured
- Additional keys per lock (#2090) when ordering (#2098 - \$3.00)
- Key blanks - box of (50) - for 2000 series (#2099 - \$50.00)



#2090 Lock for 2000 series \$15.00



#2086 Combination lock for 2000 series (n/a on #3 doors) \$20.00



#2089 Thumb latch for 2000 series \$15.00