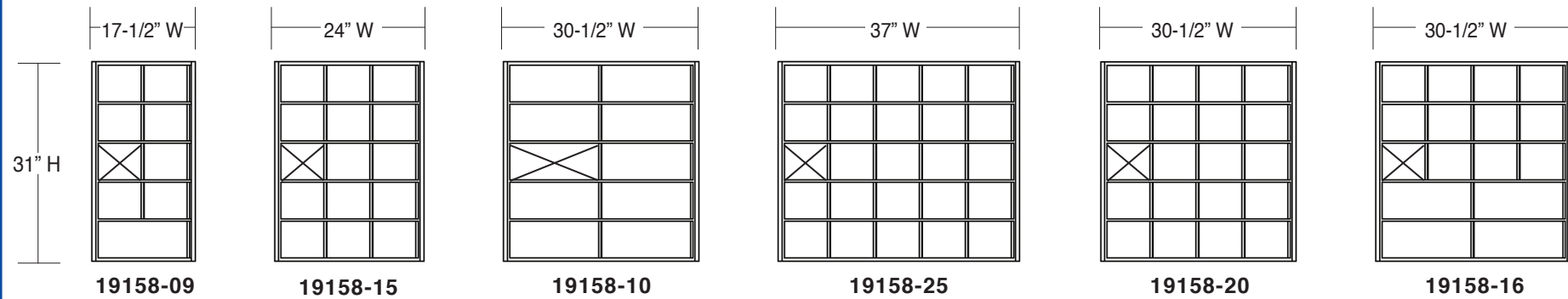
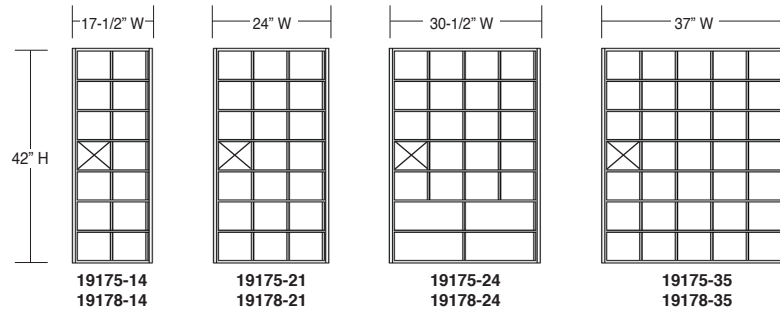


Salsbury 19100 Series Cell Phone Locker Configurations (Units With Front Access Panel)


5 DOOR HIGH UNITS - STANDARD UNITS (8" DEEP)



7 DOOR HIGH UNITS - CUSTOM UNITS (5" DEEP AND 8" DEEP)



Cell Phone Lockers with Front Access Panel

 Front access panel swings on a continuous hinge. One compartment opening is required for a panel lock (included) and cannot be used for cell phone storage. For multiple unit installations, all panel locks are keyed alike.

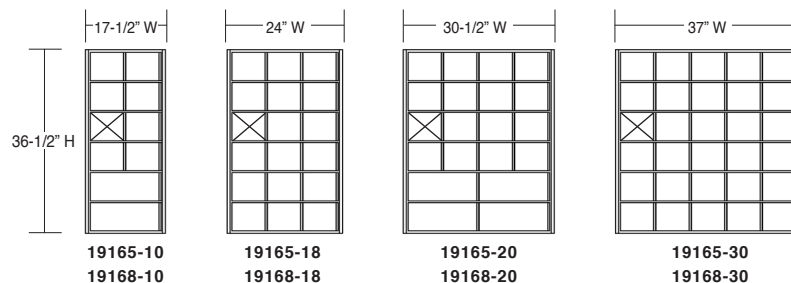
Available in 5" Deep and 8" Deep Compartments

Note: The depth is denoted by the fifth number in the model number. Ex: 19175 is a 5" deep unit and 19178 is an 8" deep unit.

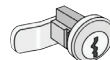
Available in Surface and Recessed Mounted Units


Note: Recessed mounted cell phone lockers are 1-1/4" less than the unit width and 1-1/4" less than the unit height. Rough opening for recessed mounted cell phone lockers is 2-1/4" less than the unit's width, 2-1/4" less than the unit's height and equal to the unit's depth.

6 DOOR HIGH UNITS - CUSTOM UNITS (5" DEEP AND 8" DEEP)

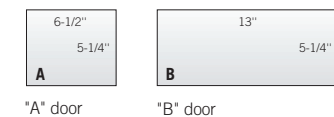


Available with Master Keyed Locks and Resettable Combination Locks

 Master keyed locks can be accessed with a master control key.

 Resettable combination locks can be set to a fixed combination or a combination that can be reset after each use and can be accessed with a master control key.

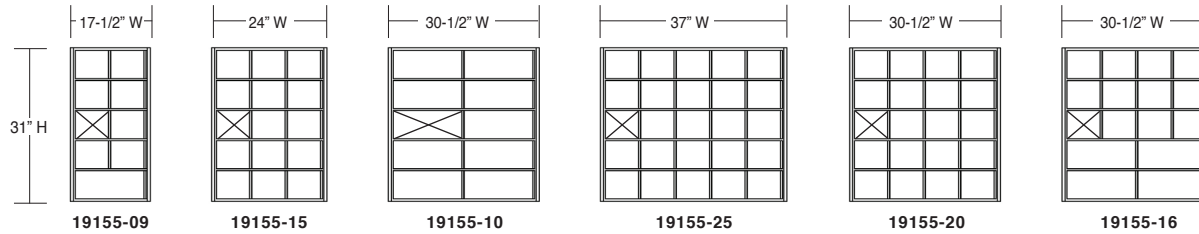
Available with "A" Doors and "B" Doors



**For Units Without Front Access Panel
See page 3**

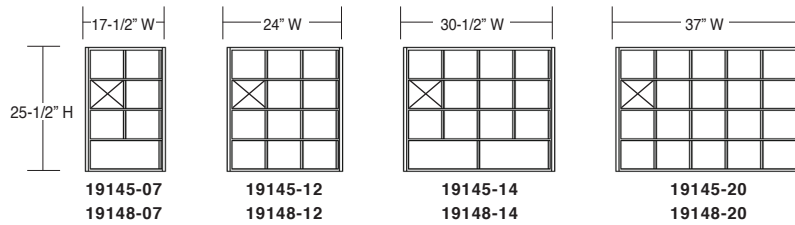
Salsbury 19100 Series Cell Phone Locker Configurations (Units With Front Access Panel)

5 DOOR HIGH UNITS - CUSTOM UNITS (5" DEEP)

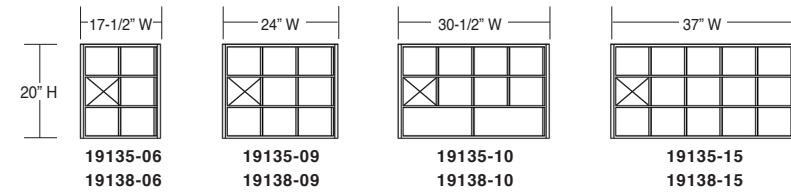


**For Units Without
Front Access Panel
See page 3**

4 DOOR HIGH UNITS - CUSTOM UNITS (5" DEEP AND 8" DEEP)

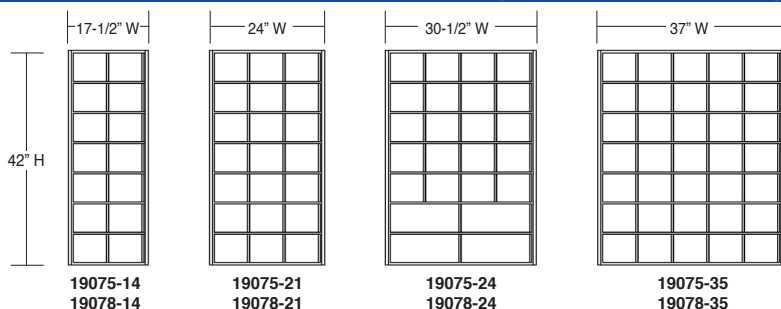


3 DOOR HIGH UNITS - CUSTOM UNITS (5" DEEP AND 8" DEEP)



Salsbury 19000 Series Cell Phone Locker Configurations (Units Without Front Access Panel)

7 DOOR HIGH UNITS - CUSTOM UNITS (5" DEEP AND 8" DEEP)

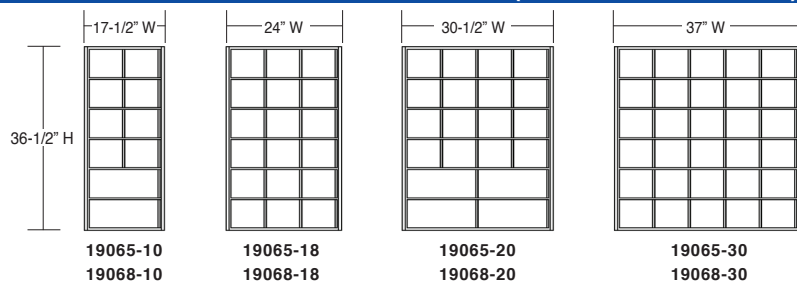


For Units with Front Access Panel
See pages 1 and 2

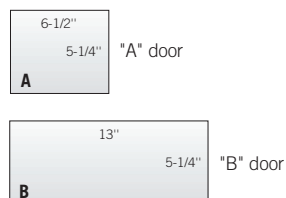
Available in 5" Deep and 8" Deep Compartments

Note: The depth is denoted by the fifth number in the model number. Ex: 19075 is a 5" deep unit and 19078 is an 8" deep unit.

6 DOOR HIGH UNITS - CUSTOM UNITS (5" DEEP AND 8" DEEP)



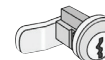
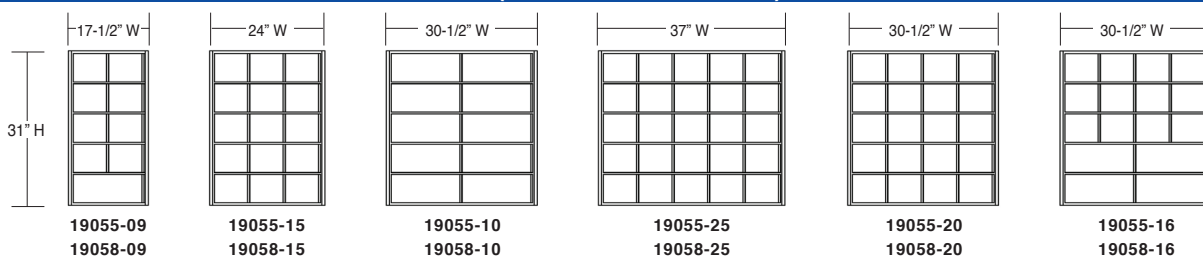
Available with "A" Doors and "B" Doors



Available in Surface and Recessed Mounted Units

Note: Recessed mounted cell phone lockers are 1-1/4" less than the unit width and 1-1/4" less than the unit height. Rough opening for recessed mounted cell phone lockers is 2-1/4" less than the unit's width, 2-1/4" less than the unit's height and equal to the unit's depth.

5 DOOR HIGH UNITS - CUSTOM UNITS (5" DEEP AND 8" DEEP)

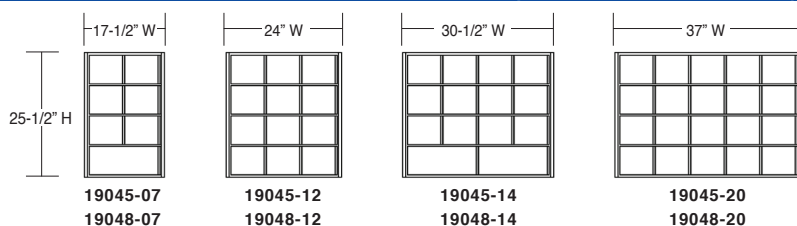


Master keyed locks can be accessed with a master control key.



Resettable combination locks can be set to a fixed combination or a combination that can be reset after each use and can be accessed with a master control key.

4 DOOR HIGH UNITS - CUSTOM UNITS (5" DEEP AND 8" DEEP)



3 DOOR HIGH UNITS - CUSTOM UNITS (5" DEEP AND 8" DEEP)

