

# NEW CONSTRUCTION MAILBOXES



Salsbury Industries offers a complete line of U.S.P.S. approved mailboxes for new construction projects. Products include standard CBU's, Regency CBU's, 4C Horizontal mailboxes, and 4C Custom Horizontal mailboxes. Salsbury Industries offers a wide variety of mailboxes in different styles, sizes, materials, colors and locking options. Our new construction mailboxes can be ordered by phone or online at [www.mailboxes.com](http://www.mailboxes.com)




People Committed to Quality Since 1936



# ABOUT SALSBUURY INDUSTRIES



Since 1936, Salsbury Industries has set the standard for excellence in the manufacturing and distribution of top-quality commercial and residential mailboxes. As an officially licensed USPS manufacturer, we specialize in producing Cluster Box Units (CBUs) and are the exclusive supplier of USPS approved CBUs, Outdoor Parcel Lockers (OPLs), and Indoor Parcel Lockers (IPLs). Our CBUs comply with USPS standards, ensuring every mailbox is manufactured and shipped fully assembled for effortless installation.



**Over 85 Years of Manufacturing Experience**  
**Volume Discounts Available**  
**USPS Approved and ADA Compliant**  
**Fast Shipping on All Products**

## Salsbury 4C Horizontal Mailboxes - Recessed Mounted

Installed in commercial properties, multifamily complexes, schools, and government facilities, our 4C horizontal mailboxes are trusted for new construction and major renovations. Built to last with heavy duty materials and available in various sizes, configurations, and colors, our 4C mailboxes meet USPS specifications and are designed to fit a variety of needs. Whether for a small community or large development, we offer a robust inventory and volume discounts. Order directly from us for quick delivery and reliable service.

**All Aluminum Construction**  
**Available in 4 Colors**  
**Order Factory Direct**  
**Volume Discounts Available**



[mailboxes.com](https://mailboxes.com)



# NEW CONSTRUCTION MAILBOXES

## 4C Horizontal Mailboxes - Recessed Mounted



### 4C HORIZONTAL MAILBOXES - Recessed Mounted

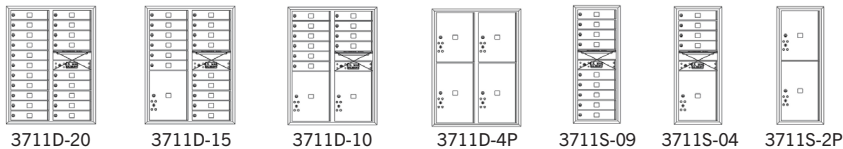
- Available as front loading or rear loading, recessed mounted 4C Horizontal Mailboxes are U.S.P.S. approved and manufactured by Salsbury Industries to USPS-STD-4C Specifications.
- Required for new construction and major renovations and ideal for apartments, commercial buildings, residential developments and other applications.
- For indoor or outdoor use and required for new construction and major renovations.

#### STANDARD CONFIGURATIONS

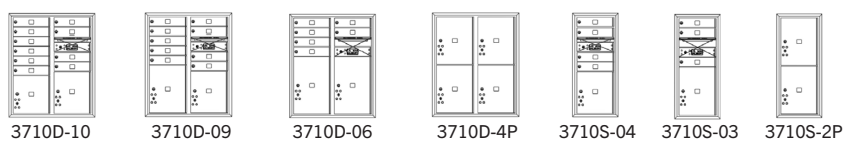
##### MAXIMUM HEIGHT UNITS - 57-1/8" H



##### 11 DOOR HIGH UNITS - 41-3/8" H



##### 10 DOOR HIGH UNITS - 37-7/8" H\*




##### 6 DOOR HIGH UNITS - 23-7/8" H\*



\*ADA Height Compliant

#### COLOR OPTIONS / CUSTOM ENGRAVING



aluminum



bronze



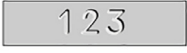
sandstone



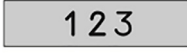
black



Custom Engraved  
Door Placard



Custom Engraved  
Door - Regular



Custom Engraved  
Door - Black Filled

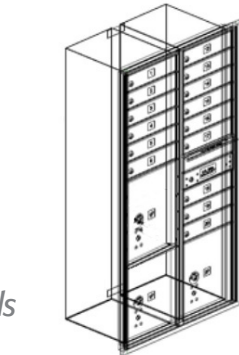
To view replacement parts and more options visit us at: [www.mailboxes.com/new-construction-mailboxes/](http://www.mailboxes.com/new-construction-mailboxes/)

3716D-15 MODEL DISPLAYED



#### Online Resources


- Product Information
- 3D Revit / BIM Models
- Detailed Specifications
- Technical Drawings
- Augmented Reality (AR) Models
- Installation Instructions
- AutoCAD Drawings



Visit: [www.mailboxes.com/Architectural-Resources](http://www.mailboxes.com/Architectural-Resources)

# NEW CONSTRUCTION MAILBOXES

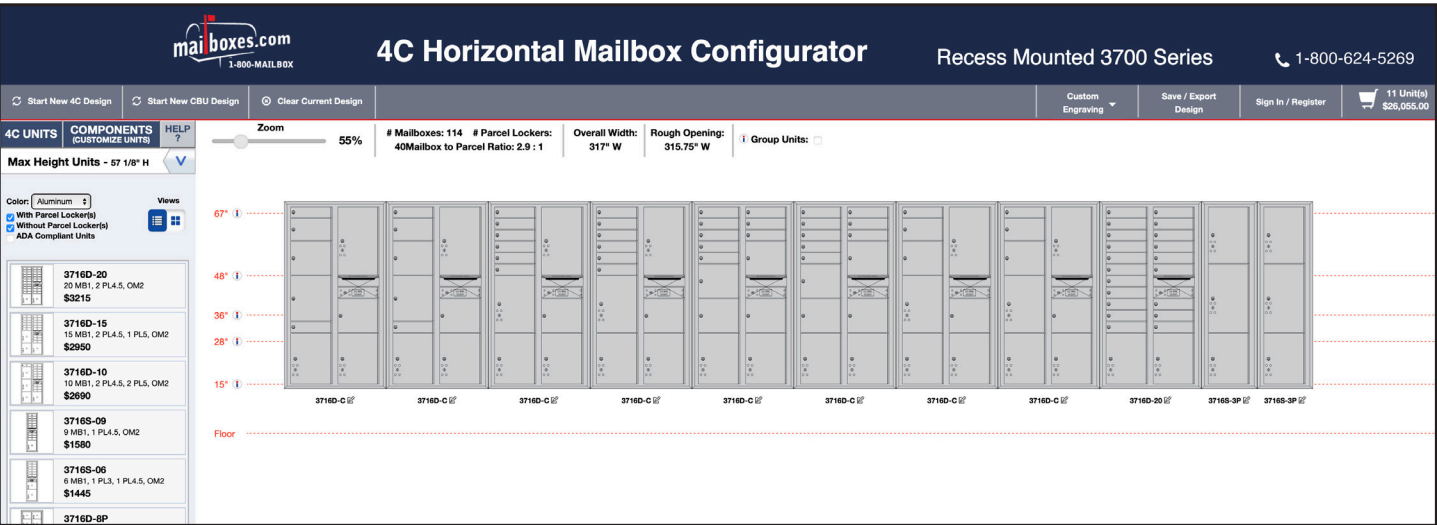
## 4C Custom Horizontal Mailboxes



## 4C CUSTOM HORIZONTAL MAILBOXES

- Available as front loading or rear loading, 4C Custom Horizontal Mailboxes are made of heavy duty aluminum and are ideal for centralized delivery projects when a unique configuration or custom color is required.
- Custom 4C horizontal mailboxes are designed for indoor or outdoor use and are ideal for commercial buildings, apartments, residential communities and many other applications.
- Available in configurations that are 1 door wide (single column) and 2 doors wide (double column).

## 4C HORIZONTAL MAILBOX CONFIGURATOR

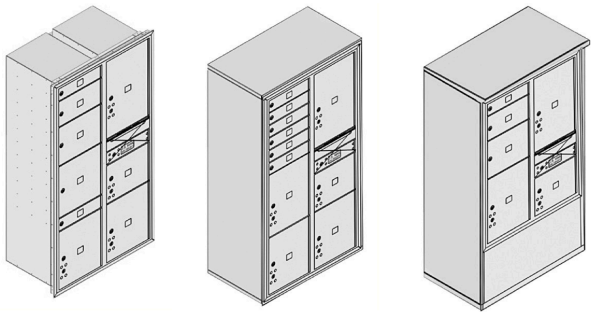


### Creating your custom 4C Horizontal Mailbox project has never been easier:

- Design clear and easy to read elevation line drawings with dimensions.
- Customize color and door identification to meet your specific requirements.
- Easily duplicate a completed project into a new one saving time for multiple submissions.
- Receive dimensional PDF, Word, Excel and AutoCAD files for use in designing, quoting or ordering mailboxes.

Access our 4C Configurator at: [www.mailboxes.com/Mailbox-Configurator](http://www.mailboxes.com/Mailbox-Configurator)

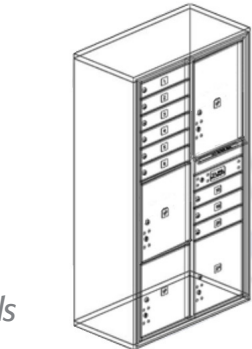
4C CUSTOM HORIZONTAL MODELS DISPLAYED:  
RECESSED MOUNTED, SURFACE MOUNTED AND FREE-STANDING



To view 4C Custom Horizontal mailboxes visit us at:  
[www.mailboxes.com/new-construction-mailboxes/](http://www.mailboxes.com/new-construction-mailboxes/)

### Online Resources

- Product Information
- 3D Revit / BIM Models
- Detailed Specifications
- Technical Drawings
- Augmented Reality (AR) Models
- Installation Instructions
- AutoCAD Drawings



Visit: [www.mailboxes.com/Architectural-Resources](http://www.mailboxes.com/Architectural-Resources)

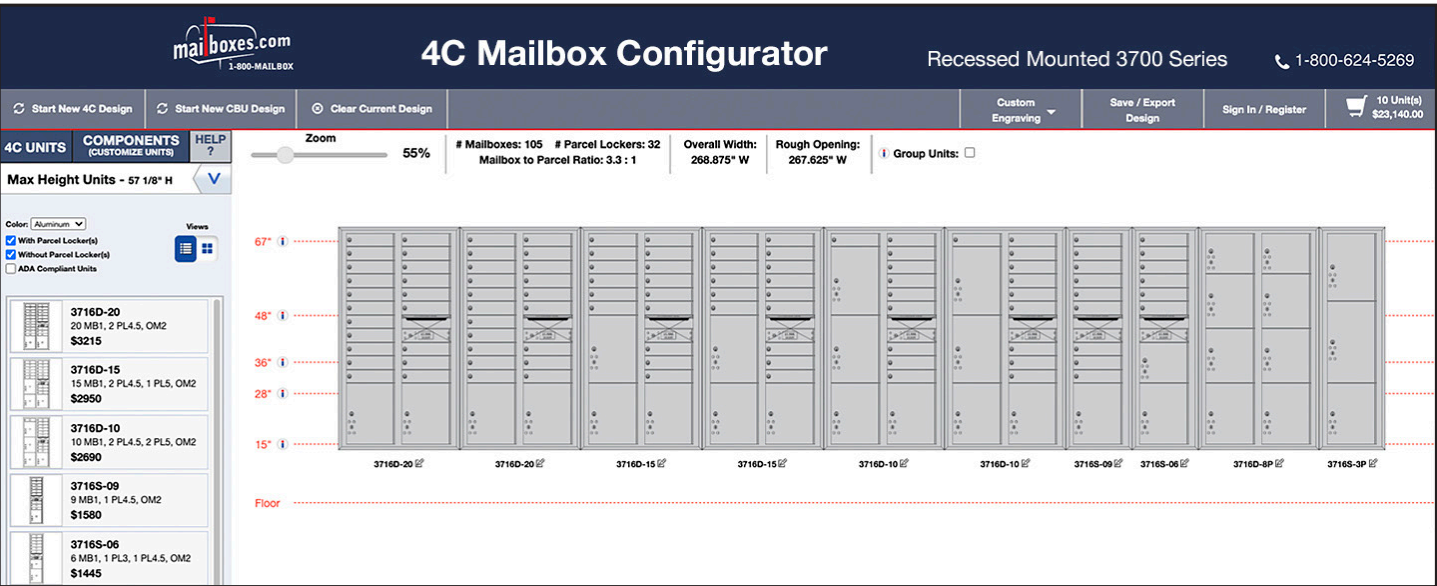


# NEW CONSTRUCTION MAILBOXES

## 4C Horizontal Mailbox Features



## 4C HORIZONTAL MAILBOX CONFIGURATOR



### Creating your custom 4C Horizontal Project project has never been easier:

- Design clear and easy to read elevation line drawings with dimensions.
- Customize door identification to meet your specific requirements.
- Easily duplicate a completed project into a new one saving time for multiple submissions.
- Receive dimensional PDF, Word, Excel and AutoCAD files for use in designing, quoting or ordering mailboxes.

Access our 4C Horizontal Configurator at: [www.mailboxes.com/Mailbox-Configurator](http://www.mailboxes.com/Mailbox-Configurator)





# Salsbury Standard Cluster Box Units

Installed in hundreds of multifamily communities, HOAs, townhomes, and mixed-use developments, our Cluster Box Units are a trusted solution in real-world applications. Our Cluster Box Units are ultra-durable and come in various sizes and color options. Our CBU's are installed in newly built neighborhoods and multifamily housing projects throughout the country. We carry a large inventory and volume discounts are available. Order Factory Direct from us today!



All Aluminum Construction

Available in 6 Colors

Order Factory Direct

Volume Discounts Available





# NEW CONSTRUCTION MAILBOXES

## Cluster Box Units (CBU's)

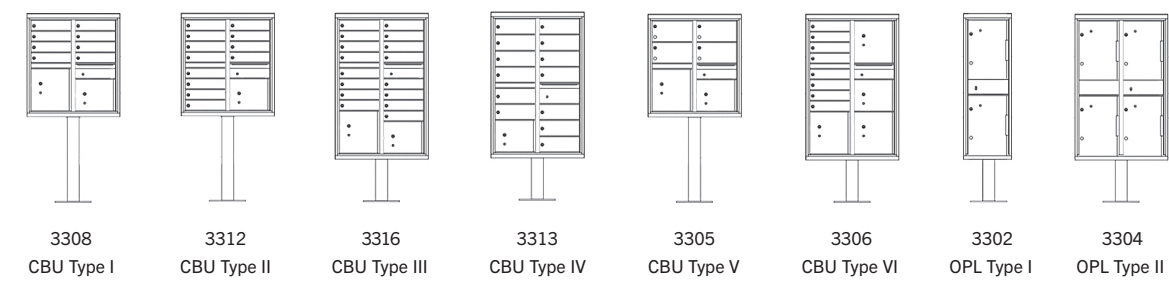


### CLUSTER BOX UNITS (CBU's) & OUTDOOR PARCEL LOCKERS (OPL's)




- Cluster Box Units (CBU's) manufactured by Salsbury Industries provide U.S.P.S. access and offer a secure means of receiving mail and packages.
- CBU's are made of heavy duty aluminum and stainless steel hardware and each unit includes one or two (2) fully integrated parcel lockers.
- All Salsbury Standard Cluster Mailboxes and Regency® Decorative CBU mailboxes come equipped with a pedestal and your choice of 4, 8, 12, 13, or 16 mailbox compartments with one, two (2) or four (4) fully integrated parcel lockers.
- Outdoor Parcel Lockers (OPL's) are U.S.P.S. approved and are ideal for both commercial and residential developments.

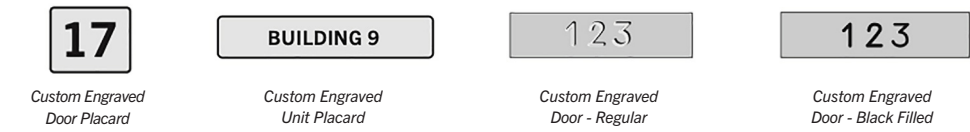
#### CONFIGURATIONS



#### COLOR OPTIONS



#### CUSTOM ENGRAVING



To view replacement parts and more options visit us at: [www.mailboxes.com/new-construction-mailboxes/](http://www.mailboxes.com/new-construction-mailboxes/)

3316 MODEL DISPLAYED



#### Online Resources

- Product Information
- 3D Revit / BIM Models
- Detailed Specifications
- Technical Drawings
- Augmented Reality (AR) Models
- Installation Instructions
- AutoCAD Drawings

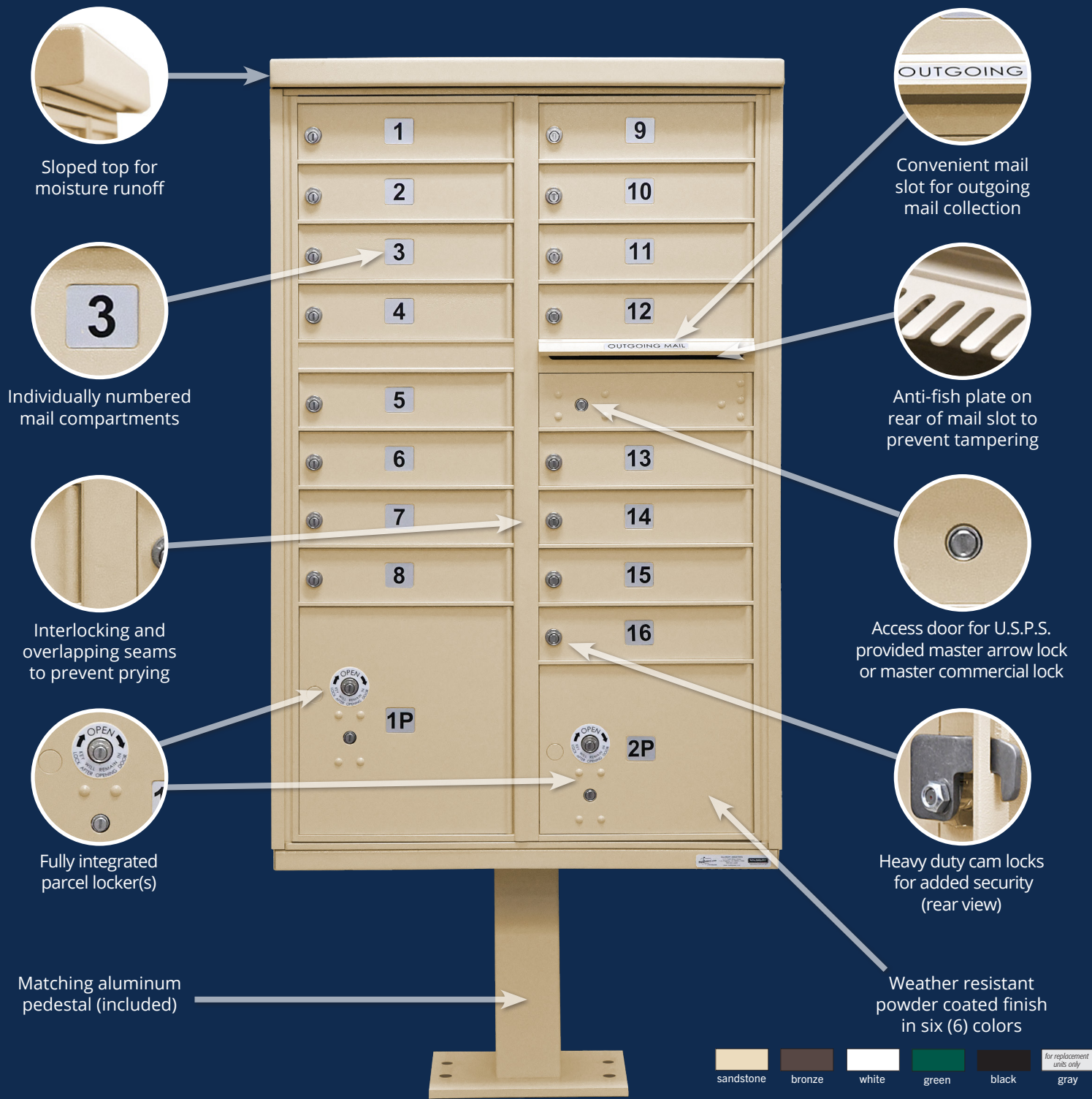


Visit: [www.mailboxes.com/Architectural-Resources](http://www.mailboxes.com/Architectural-Resources)

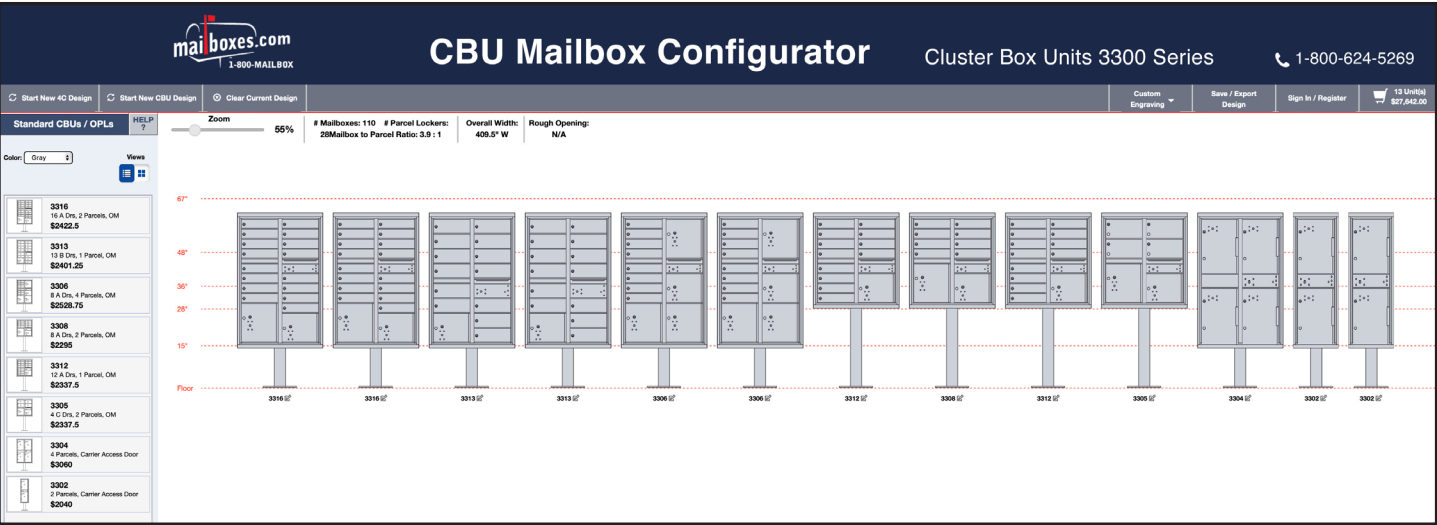


# NEW CONSTRUCTION MAILBOXES

## Cluster Box Unit Features



## CLUSTER BOX UNITS MAILBOX CONFIGURATOR



## Creating your custom CBU project has never been easier:

- Design clear and easy to read elevation line drawings with dimensions.
- Customize door identification to meet your specific requirements.
- Easily duplicate a completed project into a new one saving time for multiple submissions.
- Receive dimensional PDF, Word, Excel and AutoCAD files for use in designing, quoting or ordering mailboxes.

Access our CBU Configurator at: [www.mailboxes.com/Mailbox-Configurator](http://www.mailboxes.com/Mailbox-Configurator)





# Salsbury Regency® Decorative Cluster Mailboxes

Salsbury Regency® Decorative Cluster Box Units (CBU's) combine security and functionality with an elegant design. Regency® CBU's enhance the aesthetic appeal of both commercial and residential developments with a matching decorative pedestal and top. Constructed of durable heavy-duty aluminum and stainless-steel hardware, Regency® Cluster Box Units are USPS approved.



All Aluminum Construction

Available in 6 Colors

Order Factory Direct

Volume Discounts Available





# NEW CONSTRUCTION MAILBOXES

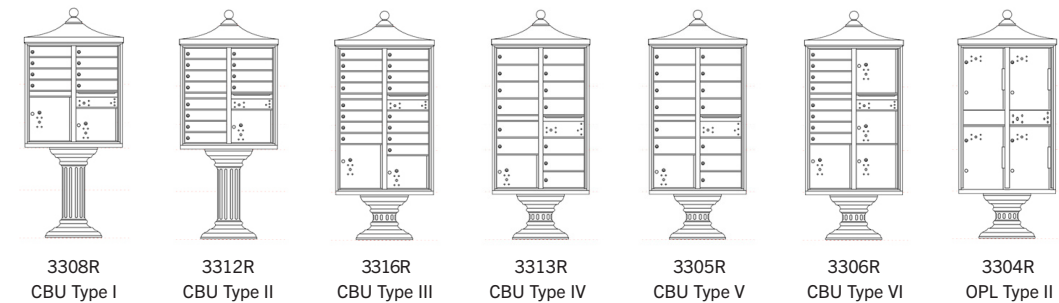
## Regency® Decorative CBU's



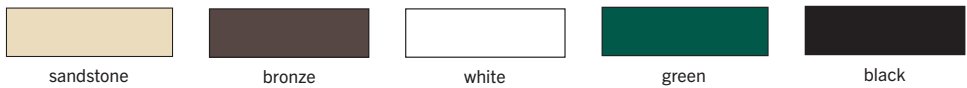
### REGENCY® DECORATIVE CBU'S & OUTDOOR PARCEL LOCKERS (OPL's)

- Regency® Decorative CBU's manufactured by Salsbury Industries provide U.S.P.S. access and offer a secure means of receiving mail and packages.
- Regency® Decorative CBU's are made of heavy duty aluminum and stainless steel hardware and each unit includes one or two (2) fully integrated parcel lockers.
- All Salsbury Regency® Decorative CBU package includes a 3300 series CBU and pedestal, a decorative CBU top and a decorative CBU pedestal cover.
- Outdoor Parcel Lockers (OPL's) are U.S.P.S. approved and are ideal for both commercial and residential developments.

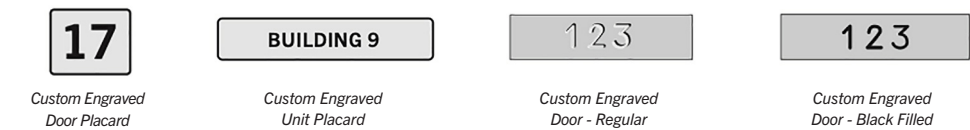
#### CONFIGURATIONS



#### COLOR OPTIONS



#### CUSTOM ENGRAVING



To view replacement parts and more options visit us at: [www.mailboxes.com/new-construction-mailboxes/](http://www.mailboxes.com/new-construction-mailboxes/)

3316R MODEL DISPLAYED



#### Online Resources

- Product Information
- 3D Revit / BIM Models
- Detailed Specifications
- Technical Drawings
- Augmented Reality (AR) Models
- Installation Instructions
- AutoCAD Drawings

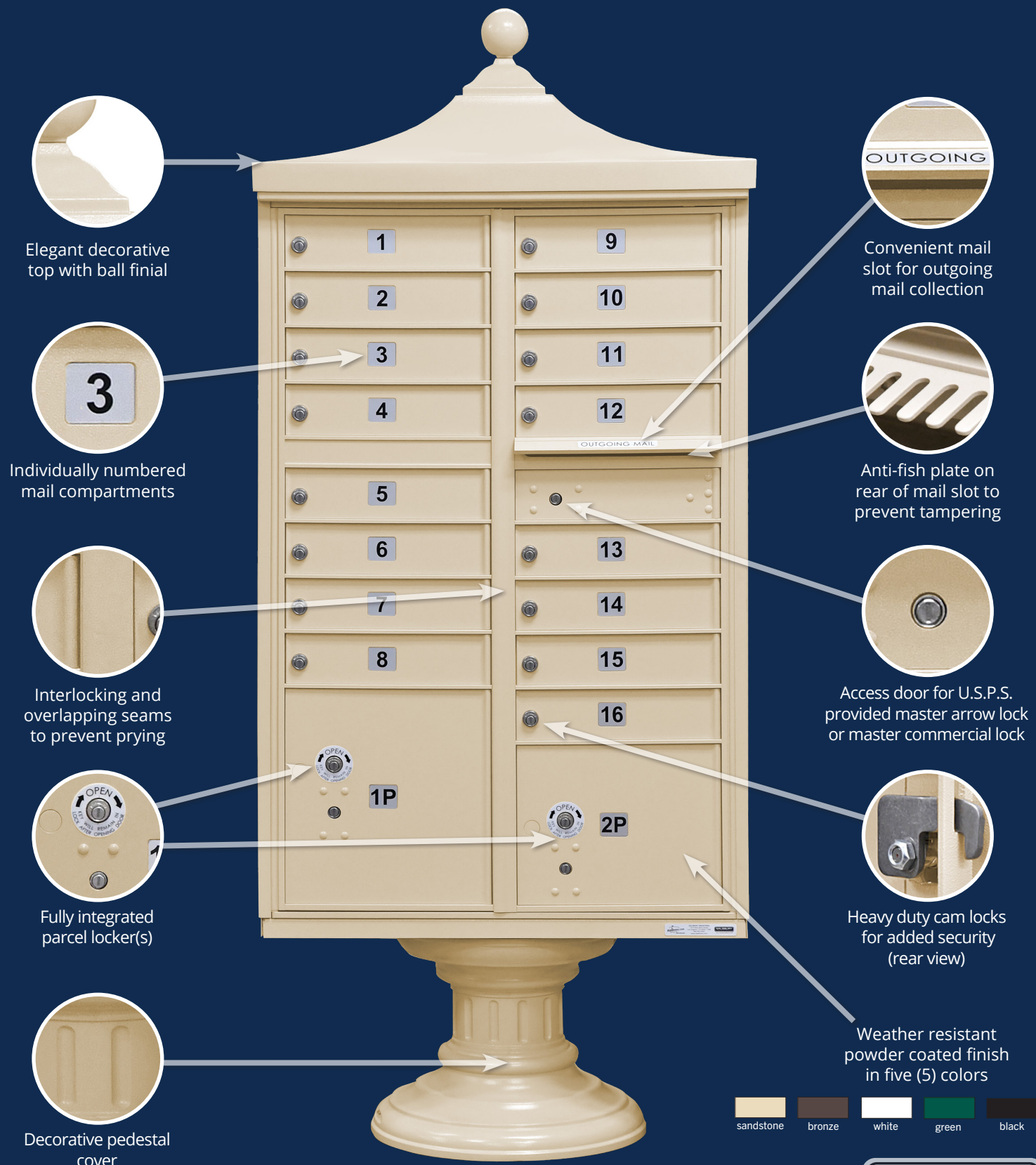


Visit: [www.mailboxes.com/Architectural-Resources](http://www.mailboxes.com/Architectural-Resources)

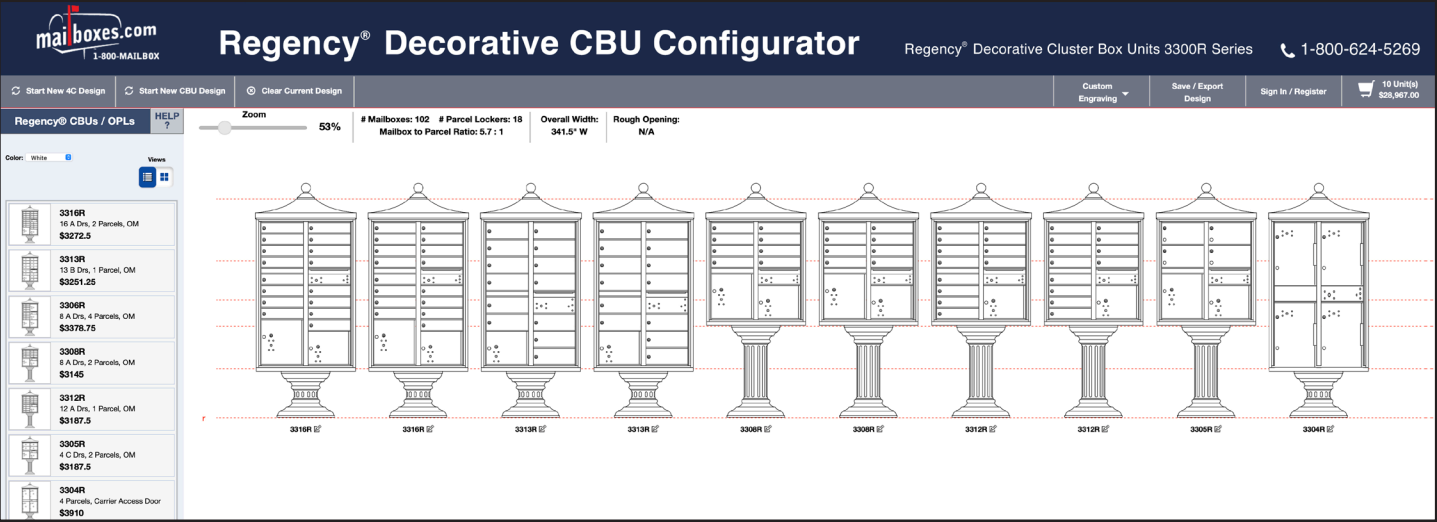


# NEW CONSTRUCTION MAILBOXES

## Regency® Decorative CBU Features



## REGENCY® DECORATIVE CBU MAILBOX CONFIGURATOR



### Creating your custom Regency® Decorative CBU project has never been easier:

- Design clear and easy to read elevation line drawings with dimensions.
- Customize door identification to meet your specific requirements.
- Easily duplicate a completed project into a new one saving time for multiple submissions.
- Receive dimensional PDF, Word, Excel and AutoCAD files for use in designing, quoting or ordering mailboxes.

Access our CBU Configurator at: [www.mailboxes.com/Mailbox-Configurator](http://www.mailboxes.com/Mailbox-Configurator)





# MANUFACTURING SINCE 1936

## *The Industry Leader in Quality Mailboxes*



# ORDER FACTORY DIRECT

## *Large Inventory and Fast Shipping*





# SALSBURY INDUSTRIES

**Contact us to learn more about  
New Construction Mailboxes!**

**Discounts Available!  
Contact Us  
for a Quote Today!**



People Committed to Quality Since 1936®

**Salsbury Industries**  
18300 Central Avenue  
Carson CA 90746-4008

**phone:** 1.800.624.5269

**fax:** 1.800.624.5299

**phone:** 1.323.846.6700

**fax:** 1.323.846.6800

**email:** [salsbury@mailboxes.com](mailto:salsbury@mailboxes.com)

**website:** [www.mailboxes.com](http://www.mailboxes.com)



Copyright © 2025 Salsbury Industries. All rights reserved.