

COMMERCIAL MAILBOXES

Salsbury Industries offers a complete line of quality mailboxes for commercial buildings. These mailboxes are available for new installations, and retrofit and replacement applications. Products include cluster mailboxes, 4C horizontal mailboxes, 4B+ horizontal mailboxes, 4B+ vertical mailboxes and courier boxes. Commercial mailboxes can be ordered by phone or online at www.mailboxes.com




People Committed to Quality Since 1936®

ABOUT SALSBUURY INDUSTRIES



Since 1936, Salsbury Industries has set the standard for excellence in the manufacturing and distribution of top-quality commercial and residential mailboxes. As an officially licensed USPS manufacturer, we specialize in producing Cluster Box Units (CBUs) and are the exclusive supplier of USPS approved CBUs, Outdoor Parcel Lockers (OPLs), and Indoor Parcel Lockers (IPLs). Our CBUs comply with USPS standards, ensuring every mailbox is manufactured and shipped fully assembled for effortless installation.



Over 85 Years of Manufacturing Experience
Volume Discounts Available
USPS Approved and ADA Compliant
Fast Shipping on All Products

Salsbury 4C Horizontal Mailboxes - Recessed Mounted

Installed in commercial properties, multifamily complexes, schools, and government facilities, our 4C horizontal mailboxes are trusted for new construction and major renovations. Built to last with heavy duty materials and available in various sizes, configurations, and colors, our 4C mailboxes meet USPS specifications and are designed to fit a variety of needs. Whether for a small community or large development, we offer a robust inventory and volume discounts. Order directly from us for quick delivery and reliable service.

All Aluminum Construction
Available in 4 Colors
Order Factory Direct
Volume Discounts Available



mailboxes.com

COMMERCIAL MAILBOXES

4C Horizontal Mailboxes - Recessed Mounted



4C HORIZONTAL MAILBOXES - Recessed Mounted

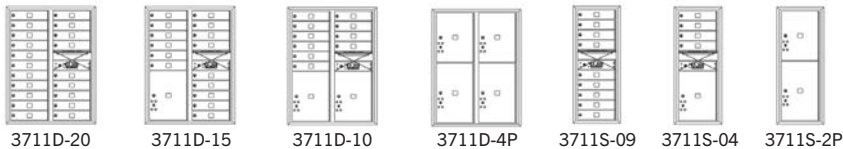
- Available as front loading or rear loading, recessed mounted 4C Horizontal Mailboxes are U.S.P.S. approved and manufactured by Salsbury Industries to USPS-STD-4C Specifications.
- Required for new construction and major renovations and ideal for apartments, commercial buildings, residential developments and other applications.
- For indoor or outdoor use and required for new construction and major renovations.

STANDARD CONFIGURATIONS

MAXIMUM HEIGHT UNITS - 57-1/8" H



11 DOOR HIGH UNITS - 41-3/8" H



10 DOOR HIGH UNITS - 37-7/8" H*




6 DOOR HIGH UNITS - 23-7/8" H*



*ADA Height Compliant

COLOR OPTIONS / CUSTOM ENGRAVING



aluminum



bronze



sandstone



black



Custom Engraved
Door Placard



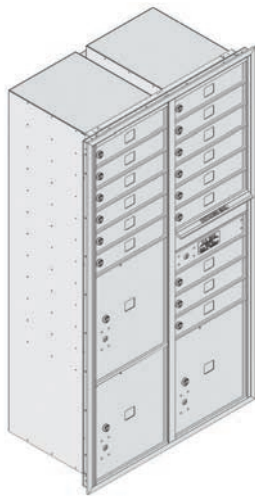
Custom Engraved
Door - Regular



Custom Engraved
Door - Black Filled

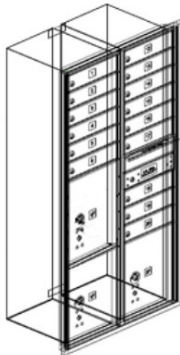
To view replacement parts and more options visit us at: www.mailboxes.com/commercial-mailboxes-usps/

3716D-15 MODEL DISPLAYED



Online Resources

- Product Information
- 3D Revit / BIM Models
- Detailed Specifications
- Technical Drawings
- Augmented Reality (AR) Models
- Installation Instructions
- AutoCAD Drawings



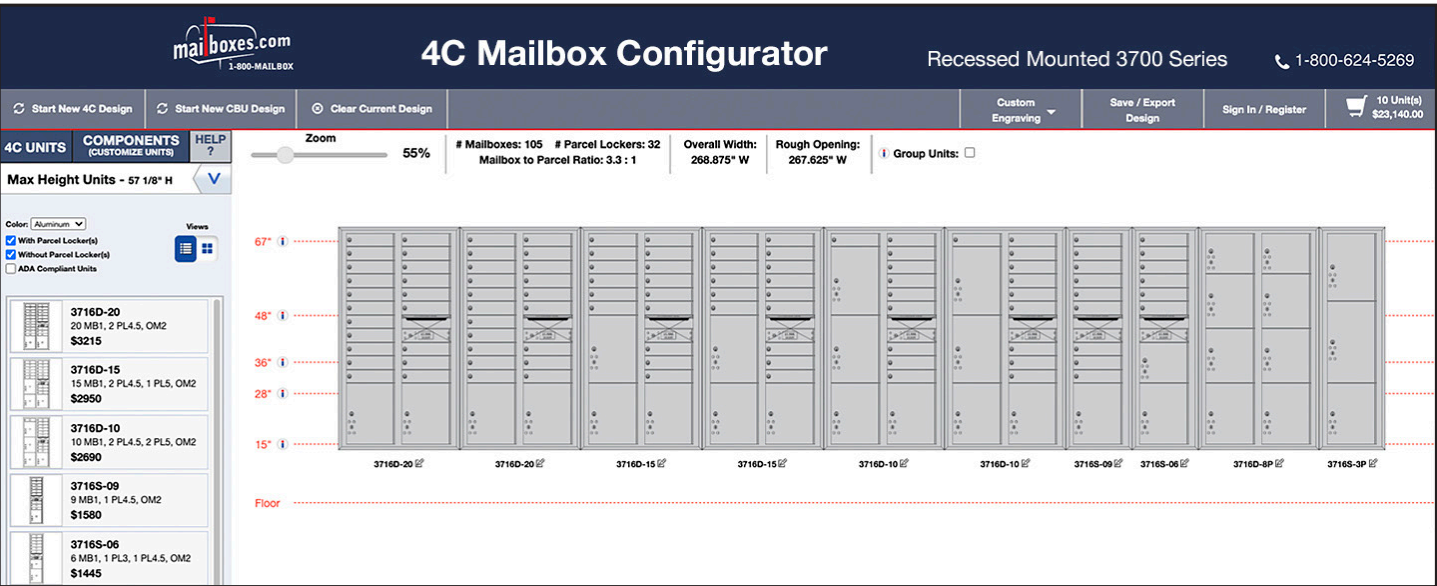
Visit: www.mailboxes.com/Architectural-Resources

USPS APPROVED COMMERCIAL MAILBOXES

4C Horizontal Mailbox Features



4C HORIZONTAL MAILBOX CONFIGURATOR



Creating your custom 4C Horizontal Project project has never been easier:

- Design clear and easy to read elevation line drawings with dimensions.
- Customize door identification to meet your specific requirements.
- Easily duplicate a completed project into a new one saving time for multiple submissions.
- Receive dimensional PDF, Word, Excel and AutoCAD files for use in designing, quoting or ordering mailboxes.

Access our 4C Horizontal Configurator at: www.mailboxes.com/Mailbox-Configurator



Salsbury Standard Cluster Box Units

Installed in hundreds of multifamily communities, HOAs, townhomes, and mixed-use developments, our Cluster Box Units are a trusted solution in real-world applications. Our Cluster Box Units are ultra-durable and come in various sizes and color options. Our CBU's are installed in newly built neighborhoods and multifamily housing projects throughout the country. We carry a large inventory and volume discounts are available. Order Factory Direct from us today!



All Aluminum Construction

Available in 6 Colors


Order Factory Direct

Volume Discounts Available



COMMERCIAL MAILBOXES

Cluster Box Units (CBU's)

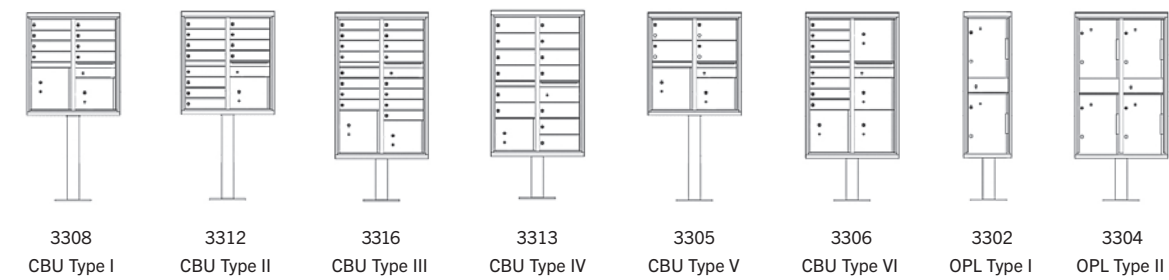


CLUSTER BOX UNITS (CBU's) & OUTDOOR PARCEL LOCKERS (OPL's)



- Cluster Box Units (CBU's) manufactured by Salsbury Industries provide U.S.P.S. access and offer a secure means of receiving mail and packages.
- Ideal for commercial use and available in a variety of configurations and colors.
- All Salsbury Standard Cluster Mailboxes and Regency® Decorative CBU mailboxes come equipped with a pedestal and your choice of 4, 8, 12, 13, or 16 mailbox compartments with one, two (2) or four (4) fully integrated parcel lockers.
- Outdoor Parcel Lockers (OPL's) are U.S.P.S. approved and are ideal for both commercial and residential developments.

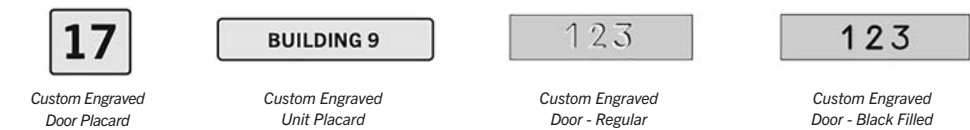
CONFIGURATIONS



COLOR OPTIONS



CUSTOM ENGRAVING



To view replacement parts and more options visit us at: www.mailboxes.com/commercial-building-mailboxes/

3316 MODEL DISPLAYED



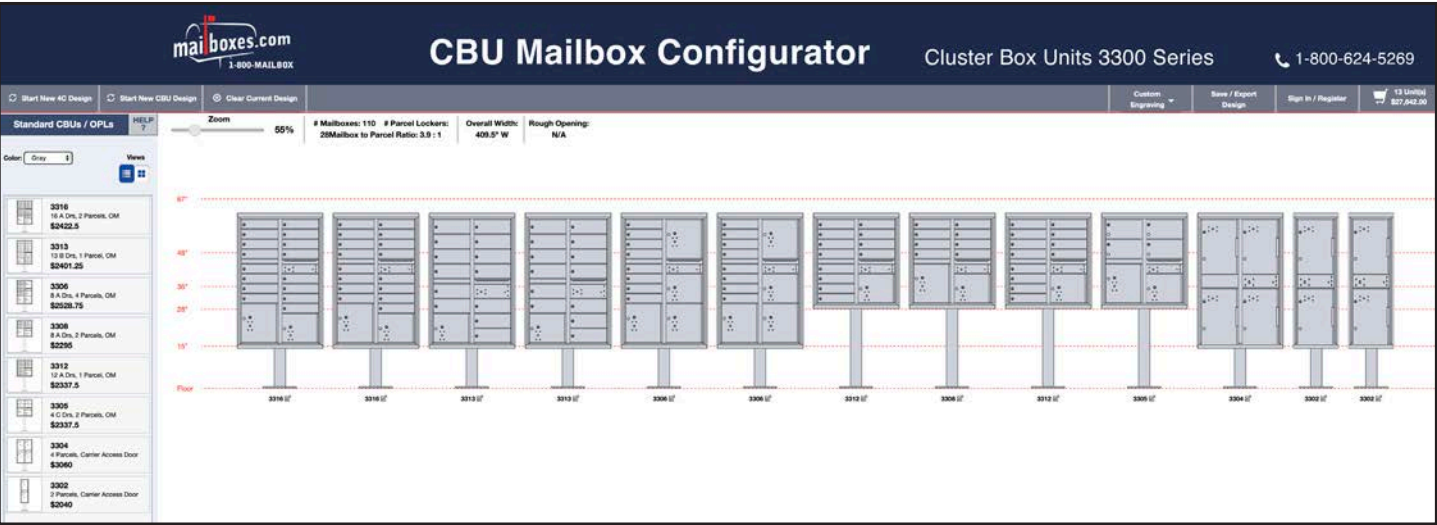
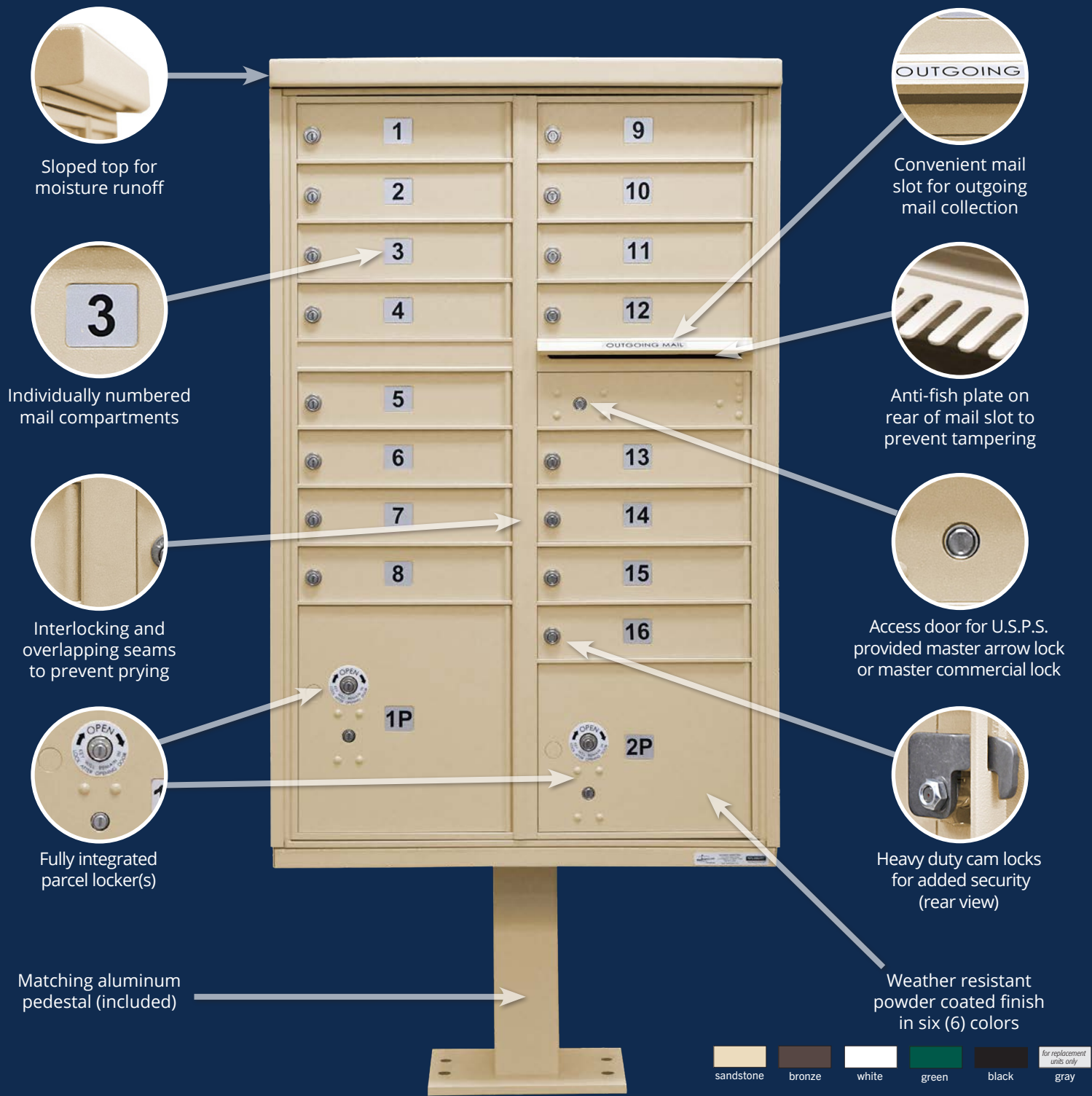
Online Resources

- Product Information
- 3D Revit / BIM Models
- Detailed Specifications
- Technical Drawings
- Augmented Reality (AR) Models
- Installation Instructions
- AutoCAD Drawings



Visit: www.mailboxes.com/Architectural-Resources

Cluster Box Unit Features



Creating your custom CBU project has never been easier:

- Design clear and easy to read elevation line drawings with dimensions.
- Customize door identification to meet your specific requirements.
- Easily duplicate a completed project into a new one saving time for multiple submissions.
- Receive dimensional PDF, Word, Excel and AutoCAD files for use in designing, quoting or ordering mailboxes.

Access our CBU Configurator at: www.mailboxes.com/Mailbox-Configurator



Salsbury Regency® Decorative Cluster Mailboxes

Salsbury Regency® Decorative Cluster Box Units (CBU's) combine security and functionality with an elegant design. Regency® CBU's enhance the aesthetic appeal of both commercial and residential developments with a matching decorative pedestal and top. Constructed of durable heavy-duty aluminum and stainless-steel hardware, Regency® Cluster Box Units are USPS approved.



All Aluminum Construction

Available in 6 Colors

Order Factory Direct

Volume Discounts Available



mailboxes.com

COMMERCIAL MAILBOXES

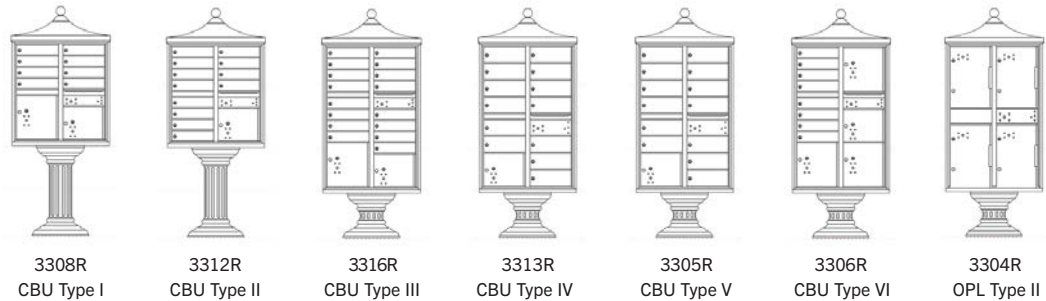
Regency® Decorative CBU's



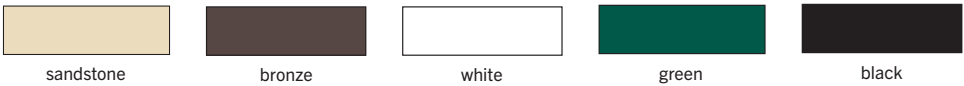
REGENCY® DECORATIVE CBU'S & OUTDOOR PARCEL LOCKERS (OPL's)

- Regency® Decorative CBU's manufactured by Salsbury Industries provide U.S.P.S. access and offer a secure means of receiving mail and packages.
- Ideal for commercial use and available in a variety of configurations and colors.
- All Salsbury Regency® Decorative CBU package includes a 3300 series CBU and pedestal, a decorative CBU top and a decorative CBU pedestal cover.
- Outdoor Parcel Lockers (OPL's) are U.S.P.S. approved and are ideal for both commercial and residential developments.

CONFIGURATIONS



COLOR OPTIONS



CUSTOM ENGRAVING



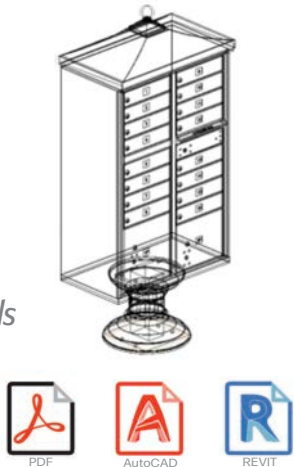
To view replacement parts and more options visit us at: www.mailboxes.com/commercial-building-mailboxes/

3316R MODEL DISPLAYED



Online Resources

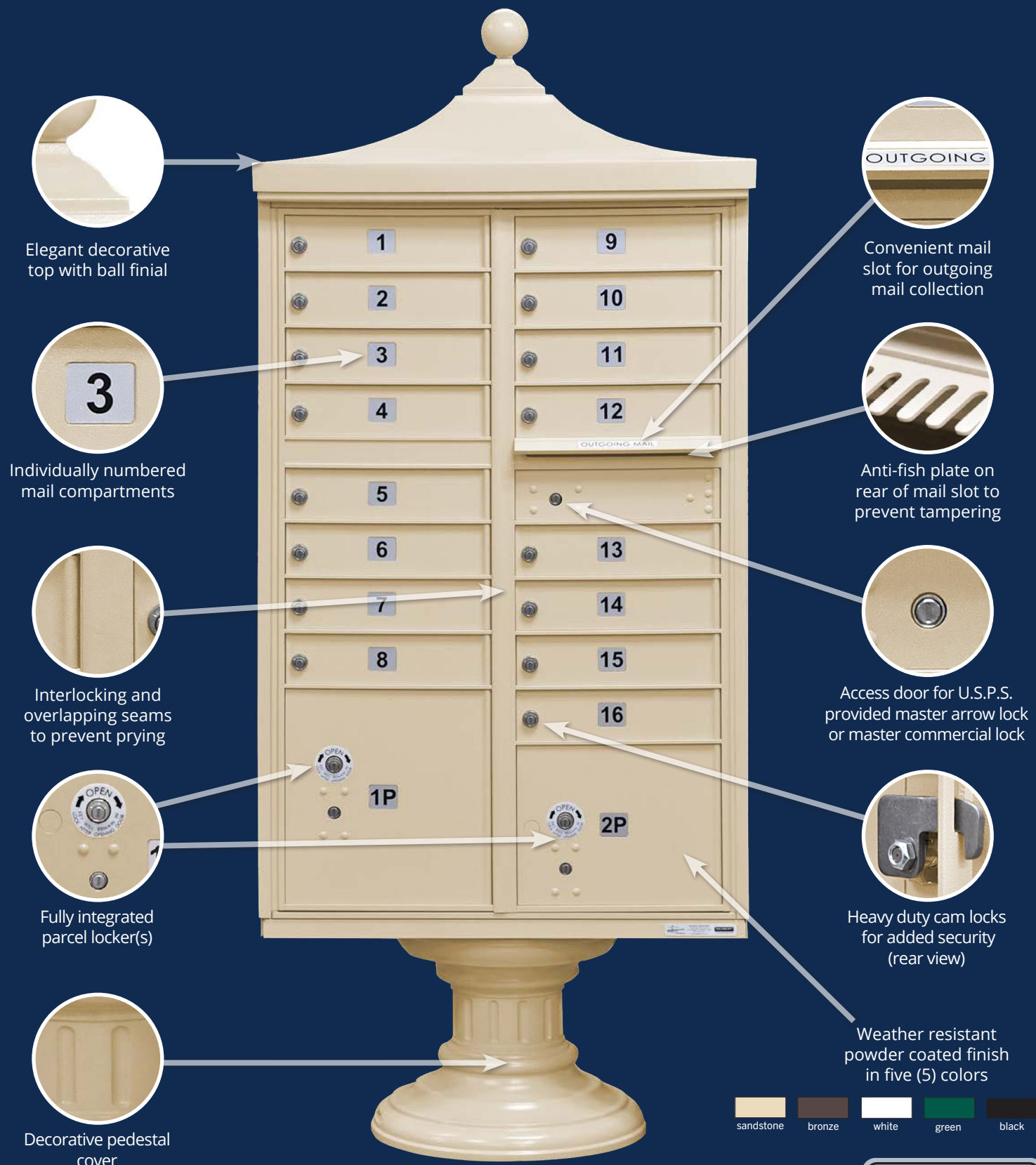
- Product Information
- 3D Revit / BIM Models
- Detailed Specifications
- Technical Drawings
- Augmented Reality (AR) Models
- Installation Instructions
- AutoCAD Drawings



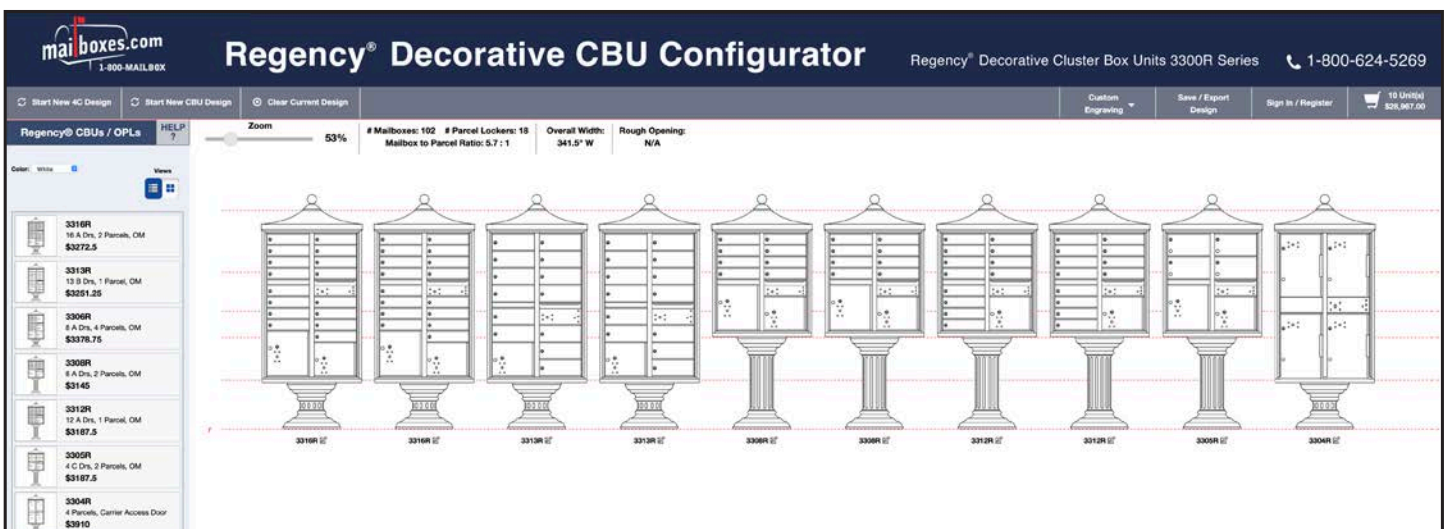
Visit: www.mailboxes.com/Architectural-Resources

USPS APPROVED COMMERCIAL MAILBOXES

Regency® Decorative CBU Features



REGENCY® DECORATIVE CBU MAILBOX CONFIGURATOR



Creating your custom Regency® Decorative CBU project has never been easier:

- Design clear and easy to read elevation line drawings with dimensions.
- Customize door identification to meet your specific requirements.
- Easily duplicate a completed project into a new one saving time for multiple submissions.
- Receive dimensional PDF, Word, Excel and AutoCAD files for use in designing, quoting or ordering mailboxes.

Access our CBU Configurator at: www.mailboxes.com/Mailbox-Configurator



Salsbury 4B+ Horizontal Mailboxes

Installed in apartment complexes, condos, and commercial buildings across the country, our 4B+ Horizontal Mailboxes are a secure and reliable choice for retrofit installations. Made from all-aluminum construction with a long-lasting powder-coated finish, these USPS-approved mailboxes meet strict 4B+ security standards. With multiple sizes, color options, and custom configurations available, they're designed to meet a variety of project needs. We carry a large inventory and offer factory direct pricing with volume discounts.



All Aluminum Construction

Available in 4 Colors


Order Factory Direct

Volume Discounts Available




USPS APPROVED COMMERCIAL MAILBOXES


4B+ Horizontal Mailbox Features




Heavy duty aluminum construction



Heavy duty cam locks for added security (front view)



Heavy duty cam locks for added security (rear view)




Weather resistant powder coated finish in three (3) colors


aluminum

bronze


sandstone



Carrier access door for U.S.P.S. provided master arrow lock



Clear plastic card holder for identification



mailboxes.com

COMMERCIAL MAILBOXES

4B+ Horizontal Mailboxes



4B+ HORIZONTAL MAILBOXES

- 4B+ horizontal mailboxes are U.S.P.S. approved for replacement and/or retrofit installations.
- Ideal for commercial use and available in a variety of configurations and colors.
- Available in “A” size doors (6-1/2” W x 5-1/4” H) and larger “B” size doors (13” W x 5-1/4” H). “A” size doors are available in 3, 4 or 5 doors wide and 5, 6 or 7 doors high. “B” size doors are available in 2 doors wide and 5, 6 or 7 doors high.
- Made entirely of aluminum including a factory installed 3/4” W x 1/4” D trim and a solid rear cover.

CONFIGURATIONS

7 DOOR HIGH UNITS - 40-3/4" H				6 DOOR HIGH UNITS - 35-1/4" H				5 DOOR HIGH UNITS - 29-3/4" H			
3621	3628	3635	3614	3618	3624	3630	3612	3615	3620	3625	3610

COLOR OPTIONS

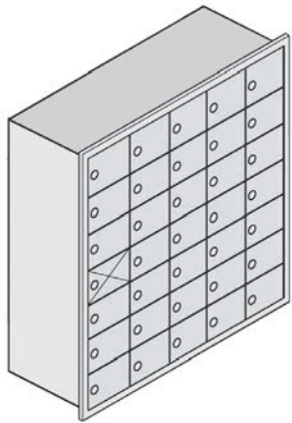
aluminum	bronze	sandstone

CUSTOM ENGRAVING

Custom Engraved Placard	Custom Engraved Door - Regular	Custom Engraved Door - Black Filled

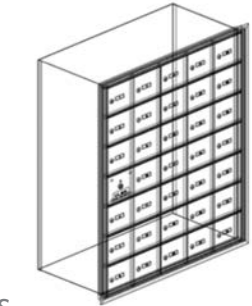
To view replacement parts and more options visit us at: www.mailboxes.com/commercial-building-mailboxes/

3635 MODEL DISPLAYED



Online Resources

- Product Information
- 3D Revit / BIM Models
- Detailed Specifications
- Technical Drawings
- Augmented Reality (AR) Models
- Installation Instructions
- AutoCAD Drawings



Visit: www.mailboxes.com/Architectural-Resources

Salsbury 4B+ Vertical Mailboxes - Surface Mounted

Trusted in residential and commercial buildings nationwide, our 4B+ Vertical Mailboxes – Surface Mounted offer a secure, wall-mounted solution for retrofit and replacement projects. These units are designed to be installed on a flat surface, projecting outward for easy access and visibility. Made from heavy-duty aluminum with a long-lasting powder coated finish, they meet USPS-STD-4B+ standards and are available in aluminum, bronze, and sandstone. With a variety of sizes and configurations to choose from, we offer factory direct pricing, quick shipping, and volume discounts.



All Aluminum Construction

Available in 3 Colors

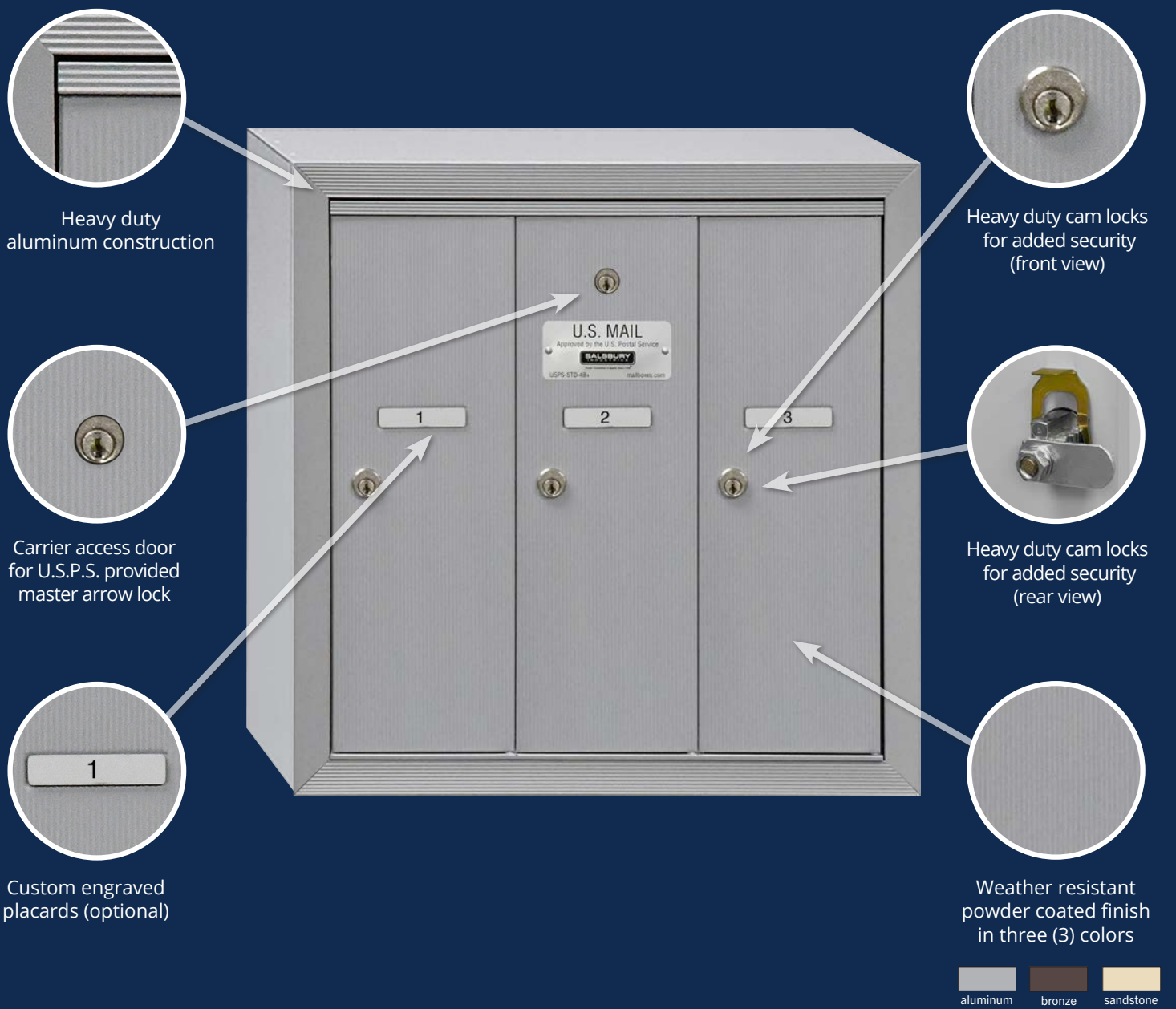
Order Factory Direct

Volume Discounts Available



USPS APPROVED COMMERCIAL MAILBOXES

4B+ Vertical Mailbox Surface Mounted Features



mailboxes.com

COMMERCIAL MAILBOXES

4B+ Vertical Mailboxes - Surface Mounted



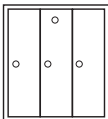
4B+ VERTICAL MAILBOXES - SURFACE MOUNTED



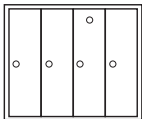
- Surface mounted 4B+ Vertical mailboxes are manufactured by Salsbury Industries to USPS-STD-4B+ specifications and are U.S.P.S. approved for replacement and/or retrofit installations.
- Ideal for commercial use and available in a variety of configurations and colors.
- Available in units with three (3), four (4), five (5), six (6) or seven (7) compartments. Each compartment is 6-3/4" D.
- Ideal when wall depth is limited.

CONFIGURATIONS

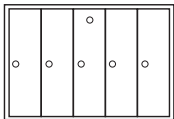
3 DOORS



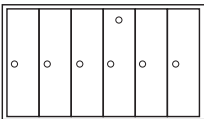
4 DOORS



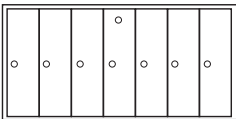
5 DOORS



6 DOORS



7 DOORS



COLOR OPTIONS



aluminum



bronze



sandstone

CUSTOM ENGRAVING

123

Custom Engraved
Placard

1 2 3

Custom Engraved
Door - Regular

1 2 3

Custom Engraved
Door - Black Filled

To view replacement parts and more options visit us at: www.mailboxes.com/commercial-mailboxes-usps/

3505 MODEL DISPLAYED



Online Resources

- Product Information
- 3D Revit / BIM Models
- Detailed Specifications
- Technical Drawings
- Augmented Reality (AR) Models
- Installation Instructions
- AutoCAD Drawings



Visit: www.mailboxes.com/Architectural-Resources

Salsbury 4B+ Vertical Mailboxes - Recessed Mounted

Trusted in residential and commercial buildings nationwide, our 4B+ Vertical Mailboxes – Recessed Mounted offer a secure, space-saving solution for retrofit and replacement projects. These units are designed to be installed flush into a wall, creating a sleek, integrated look. Made from heavy-duty aluminum with a long-lasting powder-coated finish, they meet USPS-STD-4B+ standards and are available in aluminum, bronze, and sandstone. With a variety of sizes and configurations to choose from, we offer factory direct pricing, quick shipping, and volume discounts.



All Aluminum Construction

Available in 3 Colors

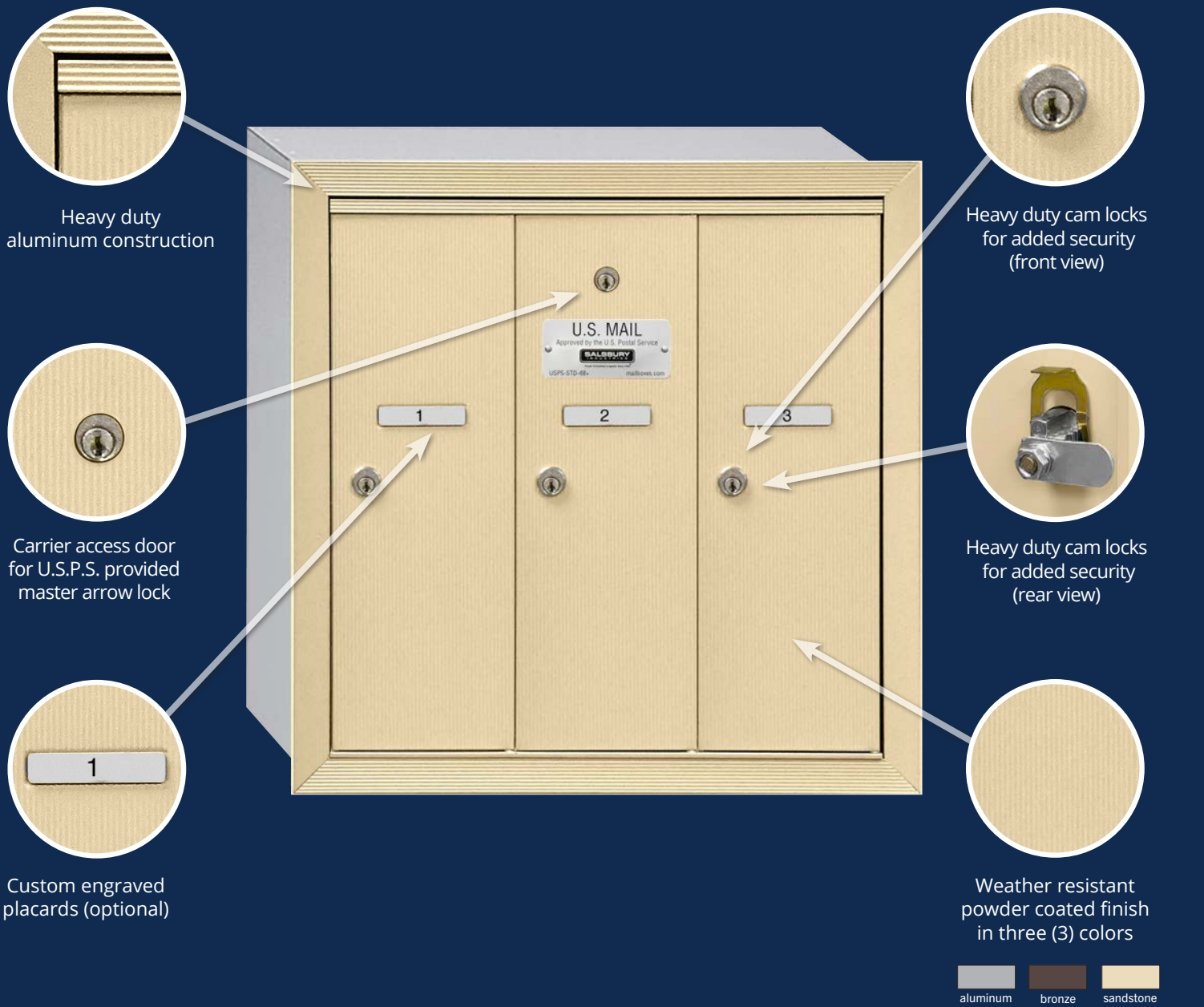
Order Factory Direct

Volume Discounts Available



USPS APPROVED COMMERCIAL MAILBOXES

4B+ Vertical Mailbox Recessed Mounted Features



mailboxes.com

COMMERCIAL MAILBOXES

4B+ Vertical Mailboxes - Recessed Mounted



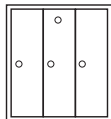
4B+ VERTICAL MAILBOXES - RECESSED MOUNTED



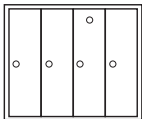
- Recessed mounted 4B+ Vertical mailboxes are manufactured by Salsbury Industries to USPS-STD-4B+ specifications and are U.S.P.S. approved for replacement and/or retrofit installations.
- Ideal for apartments, condominiums and office buildings and are designed for replacement and retrofit installations.
- Available in units with three (3), four (4), five (5), six (6) or seven (7) compartments. Each compartment is 6-3/4" D.
- Ideal when flush mounted installation is preferred.

CONFIGURATIONS

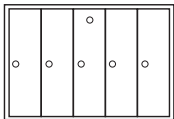
3 DOORS



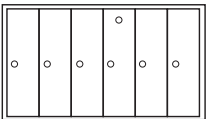
4 DOORS



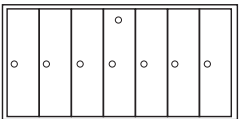
5 DOORS



6 DOORS



7 DOORS



COLOR OPTIONS



aluminum



bronze

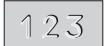


sandstone

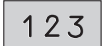
CUSTOM ENGRAVING



Custom Engraved
Placard



Custom Engraved
Door - Regular



Custom Engraved
Door - Black Filled

To view replacement parts and more options visit us at: www.mailboxes.com/commercial-building-mailboxes/

3505 MODEL DISPLAYED



Online Resources

- Product Information
- 3D Revit / BIM Models
- Detailed Specifications
- Technical Drawings
- Augmented Reality (AR) Models
- Installation Instructions
- AutoCAD Drawings



Visit: www.mailboxes.com/Architectural-Resources

Salsbury Courier Boxes

Trusted by colleges, schools, military bases, and commercial properties, our Salsbury Courier Boxes provide a reliable and secure method for handling mail, documents, small packages, and more. Constructed from 14-gauge steel and finished with a tough powder-coated exterior available in three colors (or primer), these boxes are built to withstand harsh weather conditions. Featuring a secure three-point locking system with three keys, they are perfect for any location requiring a high level of security. We offer factory direct ordering and fast delivery for a seamless purchasing experience.



All Aluminum Construction

Available in 3 Colors

Order Factory Direct

Volume Discounts Available



COMMERCIAL MAILBOXES

Courier Box Features



mailboxes.com

COMMERCIAL MAILBOXES

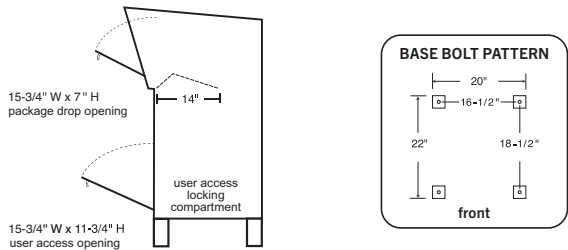
Courier Boxes



COURIER BOXES


- Courier boxes are for Private Access and provide a convenient means of depositing and collecting mail and packages.
- Ideal for commercial use and available in a variety of customizations for placards.
- Made of 14 gauge steel and equipped with a 3 point locking mechanism (with 3 keys).
- Durable powder coated finish available in three (3) contemporary colors (or primer).

DIMENSIONS



To view more about courier boxes please visit us at: www.mailboxes.com/commercial-building-mailboxes/

COLOR OPTIONS



CUSTOM ENGRAVING



Custom Engraved Placards

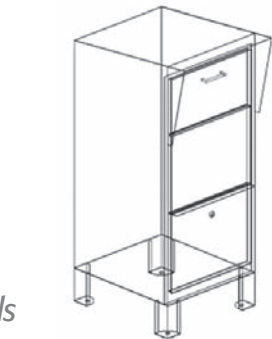
To view replacement parts and more options visit us at: www.mailboxes.com/commercial-building-mailboxes/

4975 MODEL DISPLAYED



Online Resources

- Product Information
- 3D Revit / BIM Models
- Detailed Specifications
- Technical Drawings
- Augmented Reality (AR) Models
- Installation Instructions
- AutoCAD Drawings



Visit: www.mailboxes.com/Architectural-Resources

MANUFACTURING SINCE 1936

The Industry Leader in Quality Mailboxes



ORDER FACTORY DIRECT

Large Inventory and Fast Shipping



SALSBURY INDUSTRIES

**Contact us to learn more about
Commercial Mailboxes!**

**Discounts Available!
Contact Us
for a Quote Today!**



People Committed to Quality Since 1936®

Salsbury Industries
18300 Central Avenue
Carson CA 90746-4008

phone: 1.800.624.5269
fax: 1.800.624.5299

phone: 1.323.846.6700
fax: 1.323.846.6800

email: salsbury@mailboxes.com
website: www.mailboxes.com



Copyright © 2025 Salsbury Industries. All rights reserved.