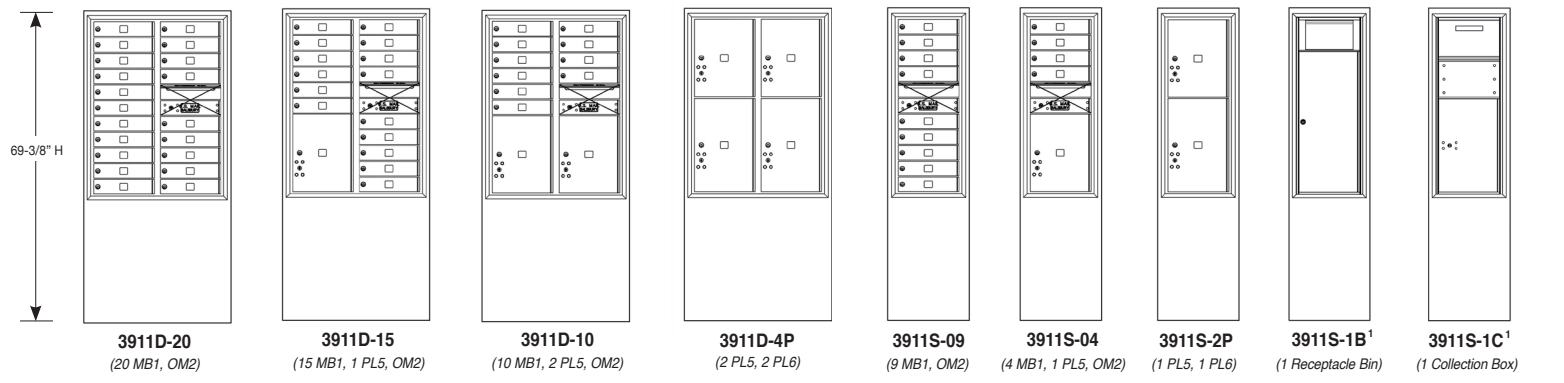


MAXIMUM HEIGHT UNITS - STANDARD HEIGHT



11 DOOR HIGH UNITSS - STANDARD HEIGHT



DOUBLE COLUMN WIDTH: 31-3/4" W
SINGLE COLUMN WIDTH: 17-3/4" W

MAILBOX DOOR SIZES:
MB1 - 12-3/4" W x 3-1/4" H
MB2 - 12-3/4" W x 6-3/4" H
MB3 - 12-3/4" W x 10-1/4" H
MB4 - 12-3/4" W x 13-3/4" H

PARCEL LOCKER DOOR SIZES:
PL3 - 12-3/4" W x 10-1/4" H
PL4 - 12-3/4" W x 13-3/4" H
PL4.5 - 12-3/4" W x 15-1/2" H
PL5 - 12-3/4" W x 17-1/4" H
PL6 - 12-3/4" W x 20-3/4" H

 **OUTGOING MAIL COMPARTMENT (OM2)**

Note: Units (excluding stand-alone parcel lockers) include a two (2) door high compartment for outgoing mail collection.

 **OUTGOING MAIL COMPARTMENT (OM3)**

Note: Units (excluding stand-alone parcel lockers) include a two (2) door high compartment for outgoing mail collection. The OM3 adds a fixed panel door directly below the OM2, but does not add extra capacity for mail collection.

 **OUTGOING MAIL COMPARTMENT (OM1.5)**

Note: Both front loading and rear loading units include a one and a half (1.5) door high compartment for outgoing mail collection.

 **CARRIER ACCESS (CA) DOOR**

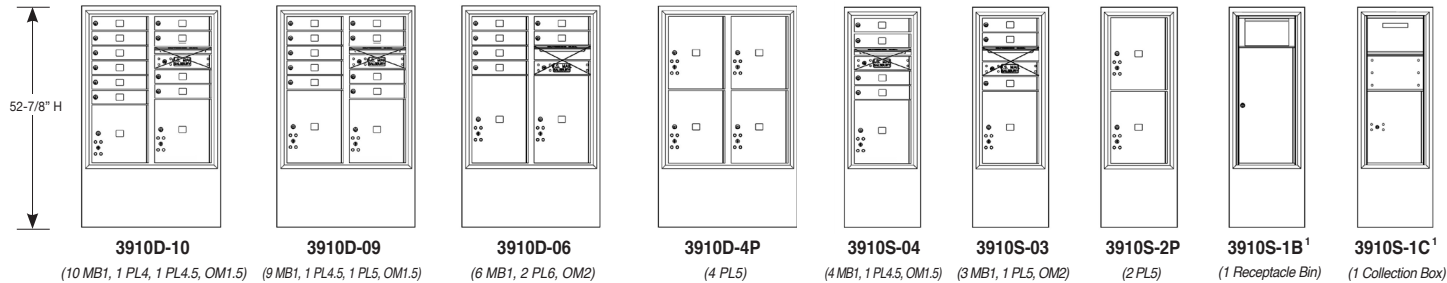
Note: Carrier Access (CA) doors are only available for stand-alone parcel lockers and private use mailboxes.

Note: Salsbury Free-Standing 4C Horizontal Mailboxes include a U.S.P.S. approved 4C horizontal mailbox unit and a matching enclosure. For delivery of U.S. mail, contact your local postmaster for approval.

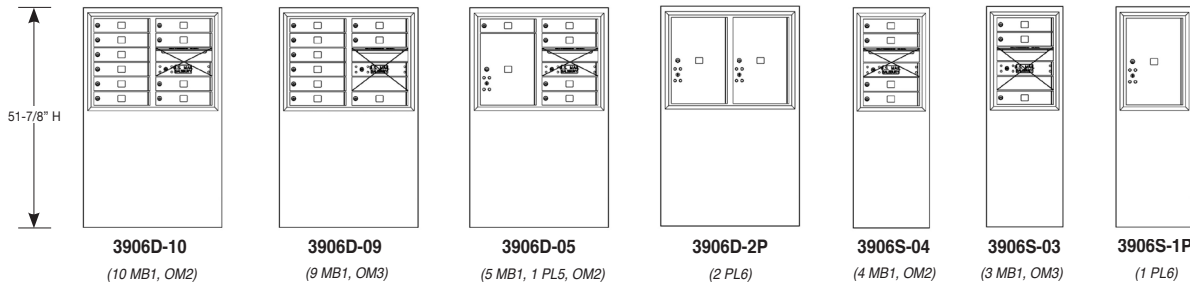
¹These units do not meet U.S.P.S. installation requirements and are for private delivery only unless approved by local postal authorities.

Standard Free-Standing 4C Horizontal Mailbox Configurations

10 DOOR HIGH UNITS - STANDARD HEIGHT (ADA Compliant)



6 DOOR HIGH UNITS - STANDARD HEIGHT (ADA Compliant)



DOUBLE COLUMN WIDTH: 31-3/4" W
SINGLE COLUMN WIDTH: 17-3/4" W

MAILBOX DOOR SIZES:
MB1 - 12-3/4" W x 3-1/4" H
MB2 - 12-3/4" W x 6-3/4" H
MB3 - 12-3/4" W x 10-1/4" H
MB4 - 12-3/4" W x 13-3/4" H

PARCEL LOCKER DOOR SIZES:
PL3 - 12-3/4" W x 10-1/4" H
PL4 - 12-3/4" W x 13-3/4" H
PL4.5 - 12-3/4" W x 15-1/2" H
PL5 - 12-3/4" W x 17-1/4" H
PL6 - 12-3/4" W x 20-3/4" H

 **OUTGOING MAIL COMPARTMENT (OM2)**

Note: Units (excluding stand-alone parcel lockers) include a two (2) door high compartment for outgoing mail collection.

 **OUTGOING MAIL COMPARTMENT (OM3)**

Note: Units (excluding stand-alone parcel lockers) include a two (2) door high compartment for outgoing mail collection. The OM3 adds a fixed panel door directly below the OM2, but does not add extra capacity for mail collection.

 **OUTGOING MAIL COMPARTMENT (OM1.5)**

Note: Both front loading and rear loading units include a one and a half (1.5) door high compartment for outgoing mail collection.

 **CARRIER ACCESS (CA) DOOR**

Note: Carrier Access (CA) doors are only available for stand-alone parcel lockers and private use mailboxes.

Note: Salsbury Free-Standing 4C Horizontal Mailboxes include a U.S.P.S. approved 4C horizontal mailbox unit and a matching enclosure. For delivery of U.S. mail, contact your local postmaster for approval.

¹These units do not meet U.S.P.S. installation requirements and are for private delivery only unless approved by local postal authorities.