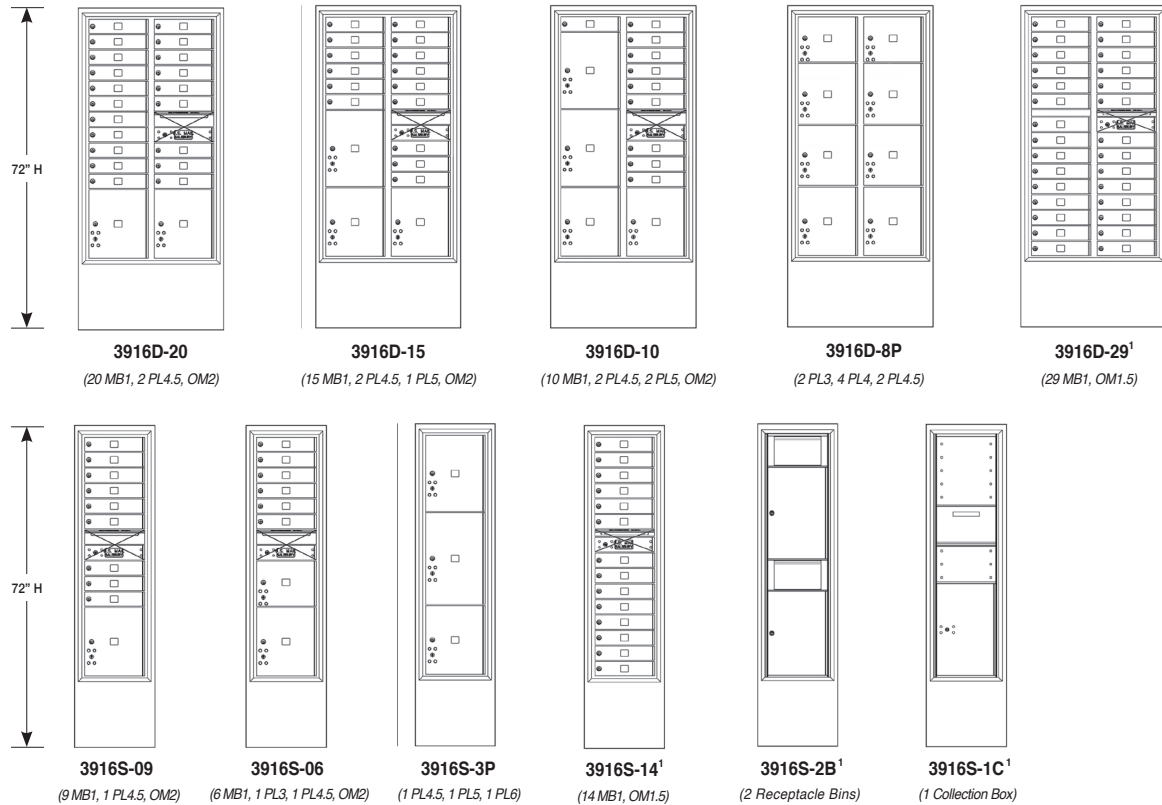


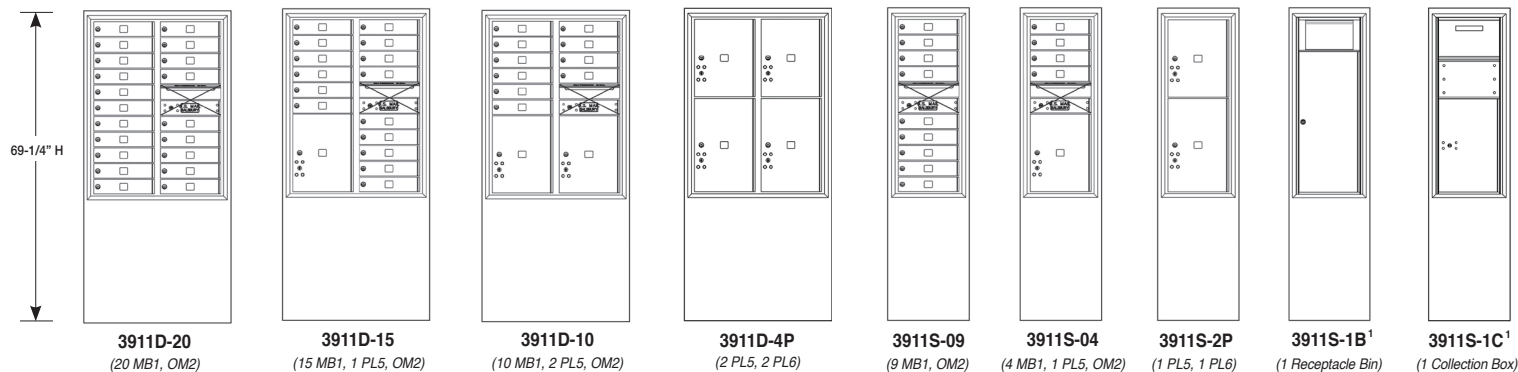
Standard Free-Standing 4C Horizontal Mailbox Configurations

(Revised 6/1/2020)

MAXIMUM HEIGHT UNITS - STANDARD HEIGHT



11 DOOR HIGH UNITS - STANDARD HEIGHT



DOUBLE COLUMN WIDTH: 32-1/4" W
SINGLE COLUMN WIDTH: 17-1/2" W

MAILBOX DOOR SIZES:

- MB1 - 13-1/4" W x 3-1/4" H
- MB2 - 13-1/4" W x 6-3/4" H
- MB3 - 13-1/4" W x 10-1/4" H
- MB4 - 13-1/4" W x 13-3/4" H

PARCEL LOCKER DOOR SIZES:

- PL3² - 13-1/4" W x 10-1/4" H
- PL4² - 13-1/4" W x 13-3/4" H
- PL4.5 - 13-1/4" W x 15-1/2" H
- PL5 - 13-1/4" W x 17-1/4" H
- PL6 - 13-1/4" W x 20-3/4" H

OUTGOING MAIL COMPARTMENT (OM2)

Note: Units (excluding stand-alone parcel lockers) include a two (2) door high compartment for outgoing mail collection.

OUTGOING MAIL COMPARTMENT (OM3)

Note: Units (excluding stand-alone parcel lockers) include a two (2) door high compartment for outgoing mail collection. The OM3 adds a fixed panel door directly below the OM2, but does not add extra capacity for mail collection.

OUTGOING MAIL COMPARTMENT (OM1.5)

Note: Both front loading and rear loading units include a one and a half (1.5) door high compartment for outgoing mail collection.

CARRIER ACCESS (CA) DOOR

Note: Carrier Access (CA) doors are only available for stand-alone parcel lockers and private use mailboxes.

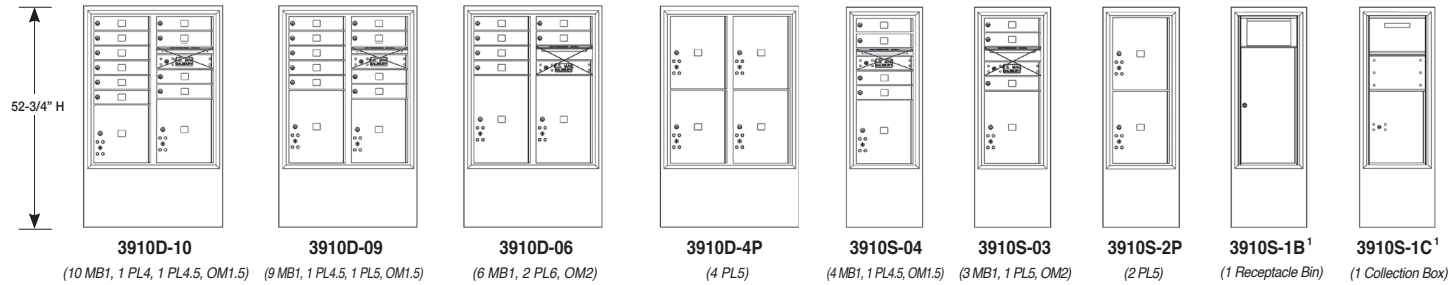
Note: Salsbury Free-Standing 4C Horizontal Mailboxes include a U.S.P.S. approved 4C horizontal mailbox unit and a matching enclosure. For delivery of U.S. mail, contact your local postmaster for approval.

¹ These units do not meet U.S.P.S. installation requirements and are for private delivery only unless approved by local postal authorities.

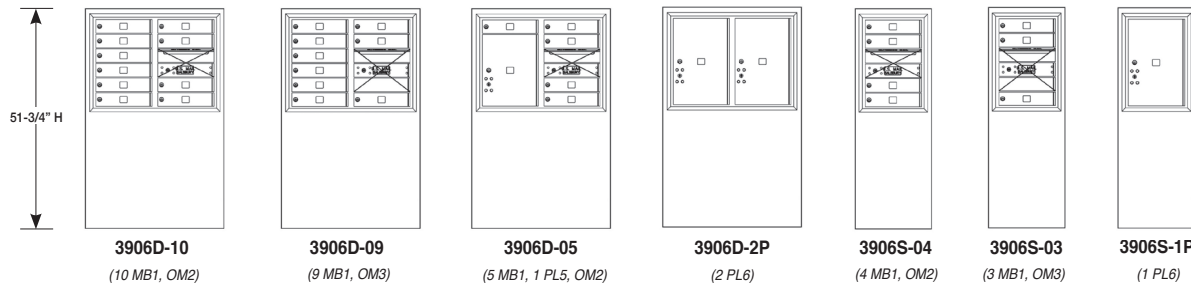
² For private delivery, unless parcel locker ratio exceeds requirement. U.S.P.S. standard 4C requires a minimum of one parcel locker for every ten (10) tenant compartments. Parcel lockers must be a minimum of 15" high (PL4.5, PL5 and PL6) to meet the 1:10 ratio. Once this ratio has been met, smaller parcel lockers (PL3 and PL4) may also be added.

Standard Free-Standing 4C Horizontal Mailbox Configurations

10 DOOR HIGH UNITS - STANDARD HEIGHT (ADA Compliant)



6 DOOR HIGH UNITS - STANDARD HEIGHT (ADA Compliant)



DOUBLE COLUMN WIDTH: 32-1/4" W
SINGLE COLUMN WIDTH: 17-1/2" W

MAILBOX DOOR SIZES:

MB1 - 13-1/4" W x 3-1/4" H
MB2 - 13-1/4" W x 6-3/4" H
MB3 - 13-1/4" W x 10-1/4" H
MB4 - 13-1/4" W x 13-3/4" H

PARCEL LOCKER DOOR SIZES:

PL3² - 13-1/4" W x 10-1/4" H
PL4² - 13-1/4" W x 13-3/4" H
PL4.5 - 13-1/4" W x 15-1/2" H
PL5 - 13-1/4" W x 17-1/4" H
PL6 - 13-1/4" W x 20-3/4" H

 **OUTGOING MAIL COMPARTMENT (OM2)**

Note: Units (excluding stand-alone parcel lockers) include a two (2) door high compartment for outgoing mail collection.

 **OUTGOING MAIL COMPARTMENT (OM3)**

Note: Units (excluding stand-alone parcel lockers) include a two (2) door high compartment for outgoing mail collection. The OM3 adds a fixed panel door directly below the OM2, but does not add extra capacity for mail collection.

 **OUTGOING MAIL COMPARTMENT (OM1.5)**

Note: Both front loading and rear loading units include a one and a half (1.5) door high compartment for outgoing mail collection.

 **CARRIER ACCESS (CA) DOOR**

Note: Carrier Access (CA) doors are only available for stand-alone parcel lockers and private use mailboxes.

Note: Salsbury Free-Standing 4C Horizontal Mailboxes include a U.S.P.S. approved 4C horizontal mailbox unit and a matching enclosure. For delivery of U.S. mail, contact your local postmaster for approval.

¹These units do not meet U.S.P.S. installation requirements and are for private delivery only unless approved by local postal authorities.

²For private delivery, unless parcel locker ratio exceeds requirement. U.S.P.S. standard 4C requires a minimum of one parcel locker for every ten (10) tenant compartments. Parcel lockers must be a minimum of 15" high (PL4.5, PL5 and PL6) to meet the 1:10 ratio. Once this ratio has been met, smaller parcel lockers (PL3 and PL4) may also be added.