

Americana Mailboxes

AMERICANA MAILBOXES

REAR OR FRONT LOADING PRIVATE ACCESS

Salsbury 2100 series Americana mailboxes have aluminum die-cast doors. Each door includes a five (5) pin cylinder cam lock with two (2) keys. The doors are hinged on aluminum die-cast frames and are attached to the individual compartments with four (4) screws. The mailbox compartments are constructed of 20 gauge steel and powder coated tan. They are designed to stack two (2) high and mount adjacent to each other or between wall studs. All units have the same outside dimensions. Rear loading units can be accessed by the U.S.P.S. when used in Rotary Mail Centers (see page 52). Americana mailboxes are ideal for use in colleges and schools, private postal centers, government agencies, corporate mailrooms, military bases and many other applications.

Volume Discount Pricing Available at Mailboxes.com!

If Front Loading:

Units include solid rear covers. Two (2) master commercial locks with two (2) keys (#2192) open a door panel that swings on a continuous hinge. All openings are usable.

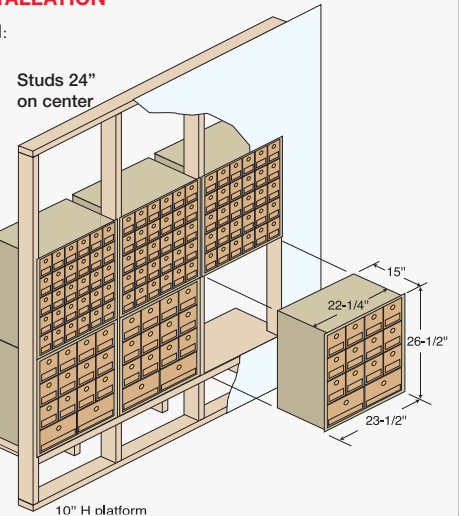


2116FL
Front loading (FL) unit

SAMPLE INSTALLATION

Models displayed:
(3) 2130RL's
(3) 2114RL's

Allow approximately 24" W and 53" H for each mailbox column.



Rear loading Americana mailboxes with optional trim (#2113) and custom engraved doors (#2168) displayed

If Rear Loading: Units have open backs. Hinged locking rear covers (#2150) are available as an option upon request.



2130RL



2114RL



2108RL

AMERICANA MAILBOXES - REAR OR FRONT LOADING

MODEL	DESCRIPTION	DOOR SIZE	WEIGHT	PRICE
REAR LOADING				
UNIT SIZE	23-1/2" W x 26-1/2" H x 15" D			
2130RL	30 Doors	3-1/2" W x 5" H	85 lbs.	\$825.00
2116RL	16 Doors	5-1/2" W x 6" H	70 lbs.	\$775.00
2114RL	14 Doors	(12) 5-1/2" W x 6" H (2) 11" W x 6" H	70 lbs.	\$775.00
2108RL	8 Doors	11" W x 6" H	70 lbs.	\$775.00
FRONT LOADING				
UNIT SIZE	23-1/2" W x 26-1/2" H x 16" D			
2130FL	30 Doors	3-1/2" W x 5" H	95 lbs.	\$925.00
2116FL	16 Doors	5-1/2" W x 6" H	80 lbs.	\$875.00
2114FL	14 Doors	(12) 5-1/2" W x 6" H (2) 11" W x 6" H	80 lbs.	\$875.00
2108FL	8 Doors	11" W x 6" H	80 lbs.	\$875.00
2113	Trim - tan - for up to (3) columns of mailboxes		10 lbs.	\$110.00
2151	Door - #1 replacement door and lock with (2) keys			\$45.00
2152	Door - #2 replacement door and lock with (2) keys			\$55.00
2153	Door - #3 replacement door and lock with (2) keys			\$65.00
2190	Lock - standard replacement for 2100 series doors - with (2) keys			\$10.00
2199	Key blanks - for standard 2100 series locks - box of (50)			\$35.00

2100 SERIES DOOR SIZES

Replacement doors include frame and lock with two (2) keys.

#1	#2	#3
#2151 \$45.00	#2152 \$55.00	#2153 \$65.00

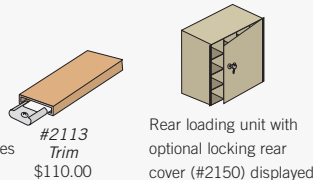


Americana Mailboxes in Free-Standing Rotary Mail Center (#3150 - see page 52) displayed.

AMERICANA MAILBOX OPTIONS

OPTIONS

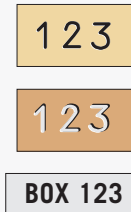
- Custom sized mailbox units - call for pricing
- Rear covers - locking on rear loading units (#2150 - \$50.00)
- Trim - tan snap-on peripheral trim 1-1/2" W x 3/8" D for up to (3) columns of mailboxes (#2113 - \$110.00)



DOOR AND COMPARTMENT IDENTIFICATION

Each mailbox door is equipped to identify the tenant's name and/or box number. Self-adhesive numbers (1-3000 available) are supplied upon request with a standard order. Label holders (#1070 - \$30.00) neatly organize and identify the front/rear of the mailbox compartments and are available as an option upon request.

- Custom engraved tan placards (#2167 - \$3.00)
- Custom engraved door (#2168 - \$5.00)
- Label holders - (50) 3" W x 3/8" H (#1070 - \$30.00)
- Self adhesive numbers - sheets of (100) (#2195 - \$15.00)



LOCKS

Each mailbox door includes a five (5) pin cylinder cam lock with two (2) keys (1,000 different key changes).

- Lock - for 2100 series (#2190 - \$10.00)
- Thumb latch - in lieu of standard lock (#2189 - \$5.00)
- Lock - front loading master (#2192 - \$15.00)
- Additional keys per lock when ordering (#2198 - \$3.00)
- Key blanks - box of (50) - for 2100 series (#2199 - \$35.00)

