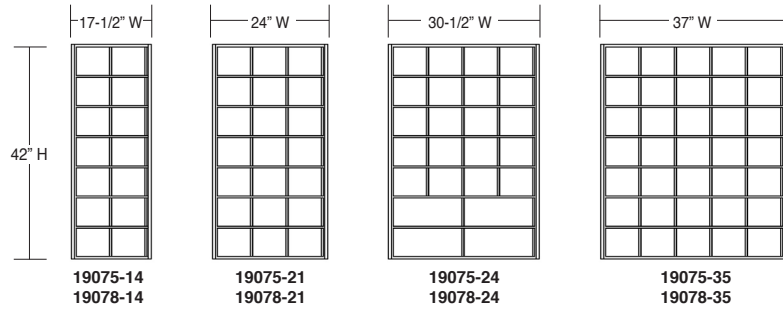


7 DOOR HIGH UNITS



For Units with Front Access Panel
See page 2

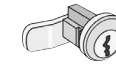
Available in 5" and 8" Deep Compartments

Note: The depth is denoted by the fifth number in the model number. Ex: 190755 is a 5" deep unit and 190788 is an 8" deep unit.

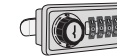
Available in Surface and Recessed Mounted Units

Note: Recessed mounted cell phone lockers are 1" less than the unit width and 1" less than the unit height. Rough opening for recessed mounted cell phone lockers is 2-1/4" less than the unit's width, 2-1/4" less than the unit's height and equal to the unit's depth.

Available with Master Keyed Locks and Resettable Combination Locks



Master keyed locks can be accessed with a master control key.



Resettable combination locks can be set to a fixed combination or a combination that can be reset after each use and can be accessed with a master control key.

Available with "A" Doors and "B" Doors

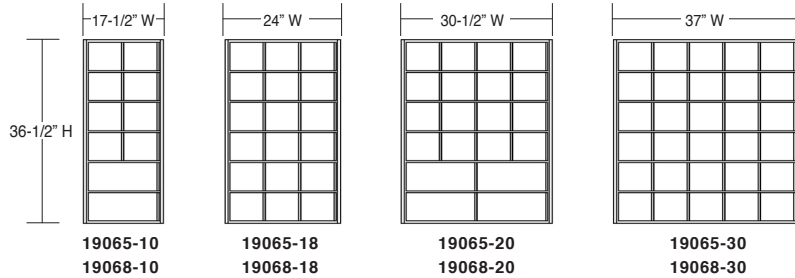


*A" door

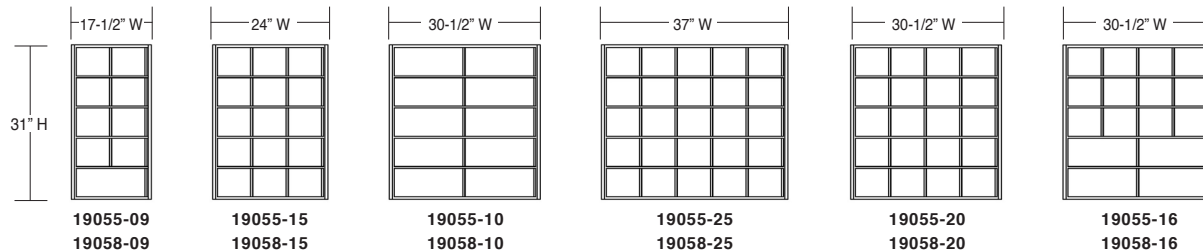


*B" door

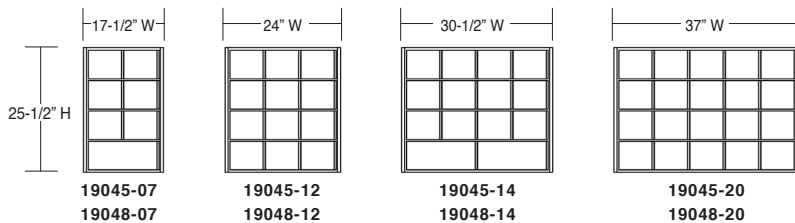
6 DOOR HIGH UNITS



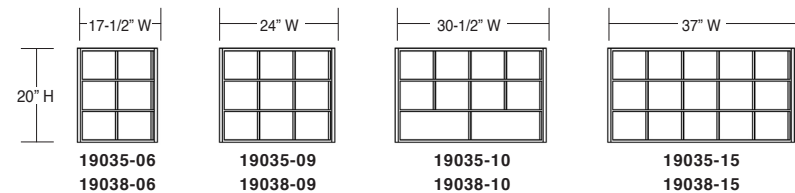
5 DOOR HIGH UNITS



4 DOOR HIGH UNITS

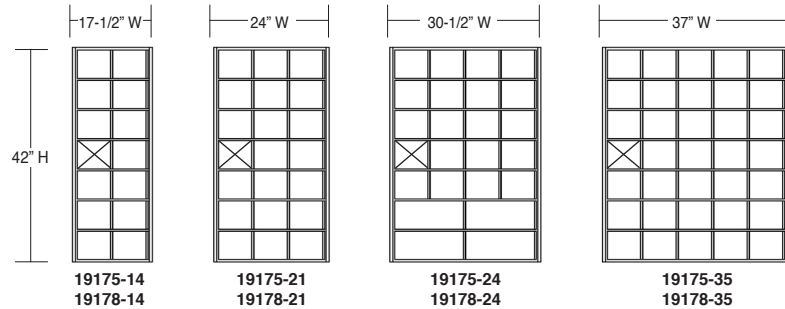


3 DOOR HIGH UNITS



Salsbury 19100 Series Cell Phone Locker Configurations (Units With Front Access Panel)

7 DOOR HIGH UNITS



Cell Phone Lockers with Front Access Panel



Front access panel swings on a continuous hinge. One compartment opening is required for a panel lock (included) and cannot be used for cell phone storage. For multiple unit installations, all panel locks are keyed alike.

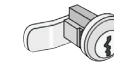
Available in 5" and 8" Deep Compartments

Note: The depth is denoted by the fifth number in the model number. Ex: 19175 is a 5" deep unit and 19178 is an 8" deep unit.

Available in Surface and Recessed Mounted Units

Note: Recessed mounted cell phone lockers are 1" less than the unit width and 1" less than the unit height. Rough opening for recessed mounted cell phone lockers is 2-1/4" less than the unit's width, 2-1/4" less than the unit's height and equal to the unit's depth.

Available with Master Keyed Locks and Resettable Combination Locks



Master keyed locks can be accessed with a master control key.



Resettable combination locks can be set to a fixed combination or a combination that can be reset after each use and can be accessed with a master control key.

Available with "A" Doors and "B" Doors

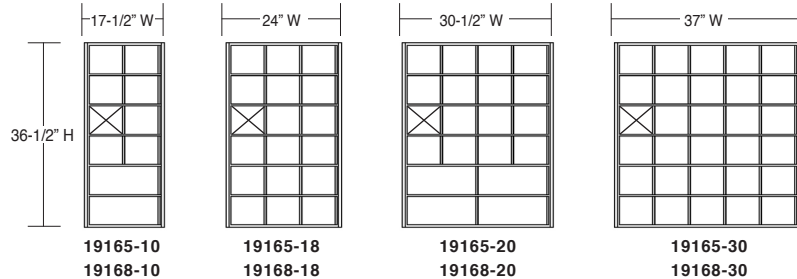


*A" door

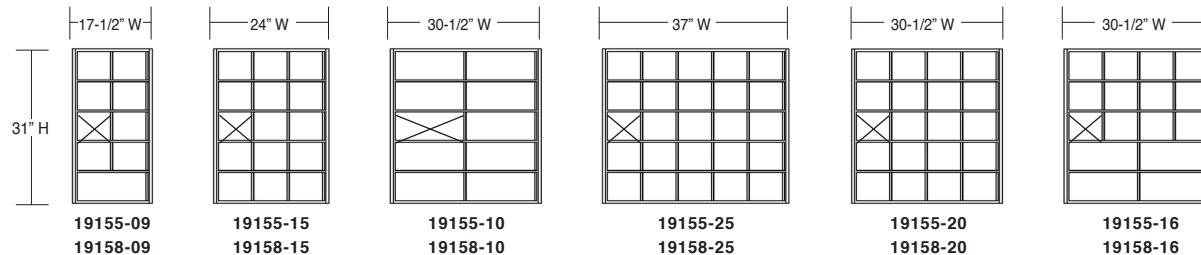


*B" door

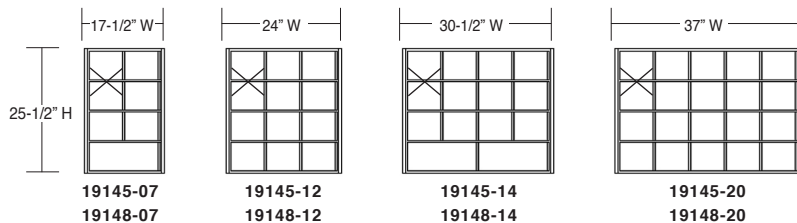
6 DOOR HIGH UNITS



5 DOOR HIGH UNITS



4 DOOR HIGH UNITS



3 DOOR HIGH UNITS

