

# COMMUNITY MAILBOXES

Salsbury Industries manufactures community mailboxes that are great for residential communities such as neighborhoods, condos, and apartment buildings. When it comes to community mailboxes for residential communities, there are different types of mailboxes available. You can choose from curbside multi-family mailboxes, cluster box units, 4C Horizontal mailboxes, or pedestal mailboxes. Our community mailboxes can be ordered by phone or online at [www.mailboxes.com](http://www.mailboxes.com).



People Committed to Quality Since 1936



# COMMUNITY MAILBOXES

## Cluster Box Units (CBU's)

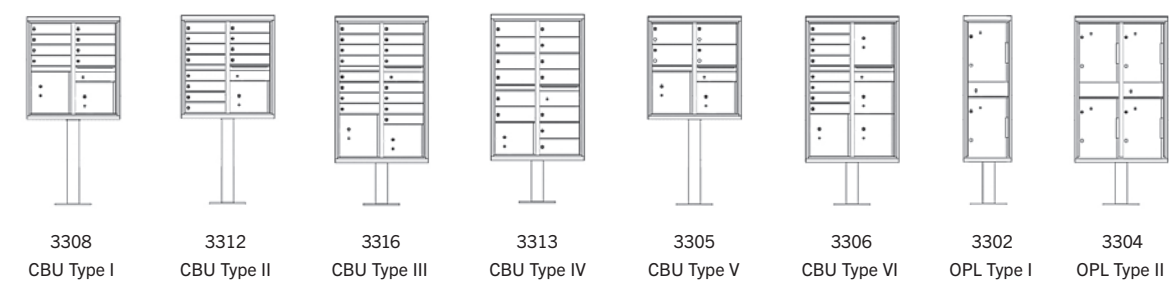


### CLUSTER BOX UNITS (CBU's) & OUTDOOR PARCEL LOCKERS (OPL's)



- Cluster Box Units (CBU's) manufactured by Salsbury Industries provide U.S.P.S. access and offer a secure means of receiving mail and packages.
- Ideal for residential communities such as housing developments, townhouses and apartment buildings.
- All Salsbury Standard Cluster Mailboxes and Regency® Decorative CBU mailboxes come equipped with a pedestal and your choice of 4, 8, 12, 13, or 16 mailbox compartments with one, two (2) or four (4) fully integrated parcel lockers.
- Outdoor Parcel Lockers (OPL's) are U.S.P.S. approved and are ideal for both commercial and residential developments.

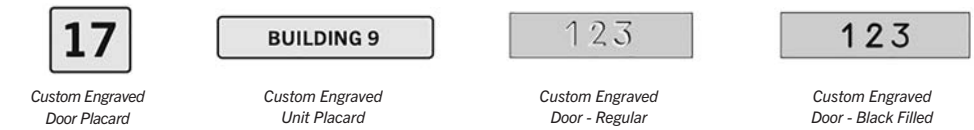
#### CONFIGURATIONS



#### COLOR OPTIONS



#### CUSTOM ENGRAVING



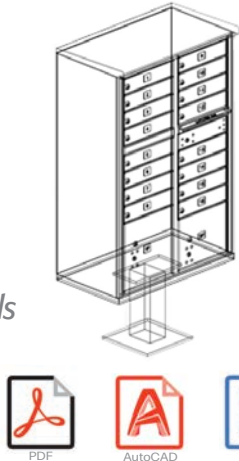
To view more community mailboxes visit us at: [www.mailboxes.com/residential-development-mailboxes/](http://www.mailboxes.com/residential-development-mailboxes/)

3316 MODEL DISPLAYED



#### Online Resources

- Product Information
- 3D Revit / BIM Models
- Detailed Specifications
- Technical Drawings
- Augmented Reality (AR) Models
- Installation Instructions
- AutoCAD Drawings



Visit: [www.mailboxes.com/Architectural-Resources](http://www.mailboxes.com/Architectural-Resources)

# COMMUNITY MAILBOXES

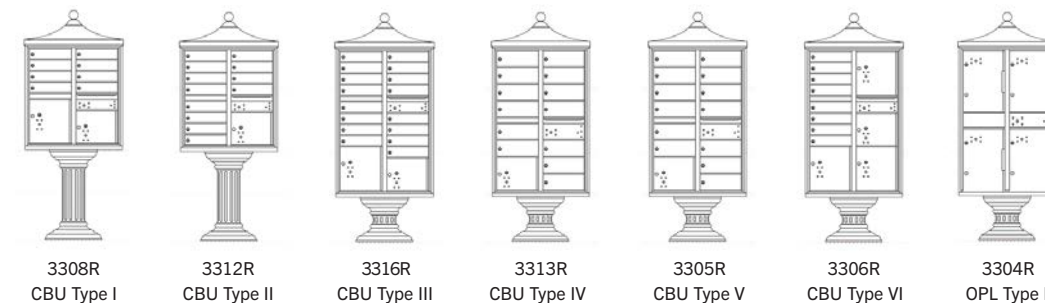
## Regency® Decorative CBU's



### REGENCY® DECORATIVE CBU'S & OUTDOOR PARCEL LOCKERS (OPL's)

- Regency® Decorative CBU's manufactured by Salsbury Industries provide U.S.P.S. access and offer a secure means of receiving mail and packages.
- Ideal for residential communities such as housing developments, townhouses and apartment buildings.
- All Salsbury Regency® Decorative CBU package includes a 3300 series CBU and pedestal, a decorative CBU top and a decorative CBU pedestal cover.
- Outdoor Parcel Lockers (OPL's) are U.S.P.S. approved and are ideal for both commercial and residential developments.

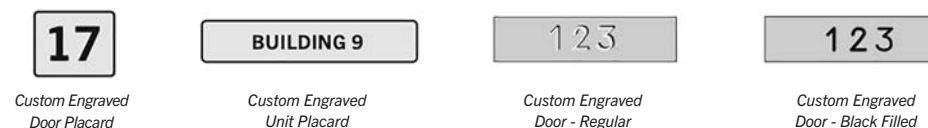
### CONFIGURATIONS



### COLOR OPTIONS



### CUSTOM ENGRAVING



To view replacement parts and more options visit us at: [www.mailboxes.com/residential-development-mailboxes/](http://www.mailboxes.com/residential-development-mailboxes/)

3316R MODEL DISPLAYED



### Online Resources

- Product Information
- 3D Revit / BIM Models
- Detailed Specifications
- Technical Drawings
- Augmented Reality (AR) Models
- Installation Instructions
- AutoCAD Drawings



Visit: [www.mailboxes.com/Architectural-Resources](http://www.mailboxes.com/Architectural-Resources)



# COMMUNITY MAILBOXES

## 4B+ Horizontal Mailboxes



### 4B+ HORIZONTAL MAILBOXES



- 4B+ horizontal mailboxes are U.S.P.S. approved for replacement and/or retrofit installations.
- Ideal for communities and residential developments 4B+ Horizontals are available in a variety of configurations and colors.
- Available in “A” size doors (6-1/2” W x 5-1/4” H) and larger “B” size doors (13” W x 5-1/4” H). “A” size doors are available in 3, 4 or 5 doors wide and 5, 6 or 7 doors high. “B” size doors are available in 2 doors wide and 5, 6 or 7 doors high.
- Made entirely of aluminum including a factory installed 3/4” W x 1/4” D trim and a solid rear cover.

### CONFIGURATIONS

7 DOOR HIGH UNITS - 40-3/4" H				6 DOOR HIGH UNITS - 35-1/4" H				5 DOOR HIGH UNITS - 29-3/4" H			
3621	3628	3635	3614	3618	3624	3630	3612	3615	3620	3625	3610

### COLOR OPTIONS

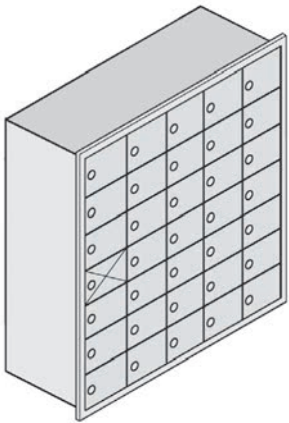
aluminum	bronze	sandstone

### CUSTOM ENGRAVING

Custom Engraved Placard	Custom Engraved Door - Regular	Custom Engraved Door - Black Filled

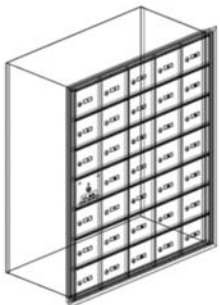
To view replacement parts and more options visit us at: [www.mailboxes.com/residential-development-mailboxes/](http://www.mailboxes.com/residential-development-mailboxes/)

3635 MODEL DISPLAYED



### Online Resources

- Product Information
- 3D Revit / BIM Models
- Detailed Specifications
- Technical Drawings
- Augmented Reality (AR) Models
- Installation Instructions
- AutoCAD Drawings



Visit: [www.mailboxes.com/Architectural-Resources](http://www.mailboxes.com/Architectural-Resources)

# COMMUNITY MAILBOXES

## 4C Horizontal Mailboxes - Recessed Mounted



### 4C HORIZONTAL MAILBOXES - Recessed Mounted

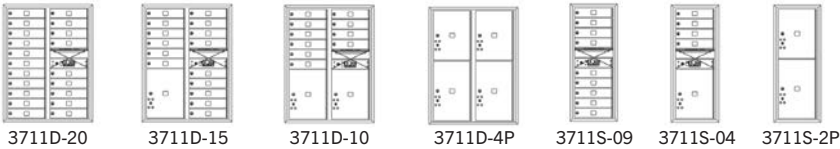
- Available as front loading or rear loading, recessed mounted 4C Horizontal Mailboxes are U.S.P.S. approved and manufactured by Salsbury Industries to USPS-STD-4C Specifications.
- Required for new construction and major renovations and ideal for apartments, commercial buildings, residential developments and other applications.
- For indoor or outdoor use and required for new construction and major renovations.

#### STANDARD CONFIGURATIONS

##### MAXIMUM HEIGHT UNITS - 57-1/8" H



##### 11 DOOR HIGH UNITS - 41-3/8" H



##### 10 DOOR HIGH UNITS - 37-7/8" H\*




##### 6 DOOR HIGH UNITS - 23-7/8" H\*



\*ADA Height Compliant

#### COLOR OPTIONS / CUSTOM ENGRAVING



aluminum



bronze



sandstone



black



Custom Engraved  
Door Placard



Custom Engraved  
Door - Regular



Custom Engraved  
Door - Black Filled

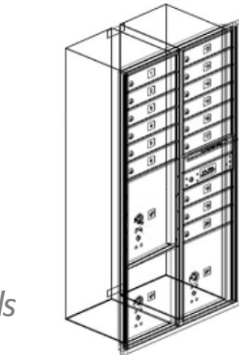
To view replacement parts and more options visit us at: [www.mailboxes.com/residential-development-mailboxes/](http://www.mailboxes.com/residential-development-mailboxes/)

3716D-15 MODEL DISPLAYED



#### Online Resources

- Product Information
- 3D Revit / BIM Models
- Detailed Specifications
- Technical Drawings
- Augmented Reality (AR) Models
- Installation Instructions
- AutoCAD Drawings



Visit: [www.mailboxes.com/Architectural-Resources](http://www.mailboxes.com/Architectural-Resources)



# COMMUNITY MAILBOXES

## Heavy Duty Rural Mailboxes









### HEAVY DUTY RURAL MAILBOXES



- Heavy Duty Rural Mailboxes are U.S.P.S. approved and manufactured by Salsbury Industries to USPS-STD-7B specifications.
- Made entirely of aluminum and constructed of a 1/8" thick extruded aluminum body with a 1/8" thick die cast aluminum front door and rear cover.
- The die cast door is attached to the body with a full-width stainless steel hinge allowing for smooth operation.
- Include an adjustable red signal flag and a magnetic door catch.




### FEATURES

					
<b>HANDLE</b> ergonomically designed oversized handle	<b>DOOR</b> heavy duty die cast aluminum door	<b>CATCH</b> secure magnetic catch	<b>HINGE</b> concealed heavy duty full width stainless steel hinge	<b>FLAG</b> heavy duty 1/4" thick die cast aluminum signal flag with stainless steel mounting hardware	<b>FINISH</b> mailbox exterior and interior feature a durable powder coated finish

### COLOR OPTIONS

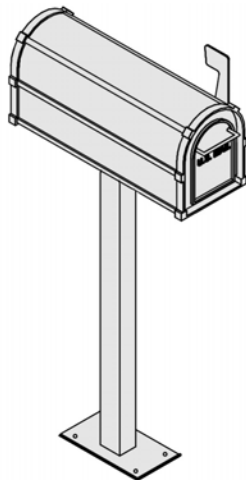
			
black	bronze	sandstone	white

### CUSTOM NUMBERS / LETTERS

			
Black Vinyl	White Vinyl	Reflective Vinyl	Gold Vinyl

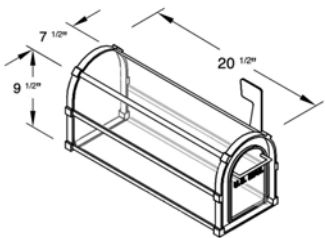
To view more community mailboxes visit us at: [www.mailboxes.com/residential-development-mailboxes/](http://www.mailboxes.com/residential-development-mailboxes/)

4850 MODEL DISPLAYED WITH STANDARD POST 4865



### Online Resources

- Product Information
- 3D Revit / BIM Models
- Detailed Specifications
- Technical Drawings
- Augmented Reality (AR) Models
- Installation Instructions
- AutoCAD Drawings



Visit: [www.mailboxes.com/Architectural-Resources](http://www.mailboxes.com/Architectural-Resources)

# COMMUNITY MAILBOXES

## Roadside Mailboxes



### ROADSIDE MAILBOXES



- Roadside Mailboxes are U.S.P.S. approved and manufactured by Salsbury Industries to USPS-STD-7B specifications.
- Made entirely of aluminum and feature both a front and rear access locking door.
- Mail is deposited through a non-locking access panel on the front and includes an outgoing tray.
- Include an adjustable red signal flag and a lock with 2 keys on each door (keyed alike).

### FEATURES AND DIMENSIONS

**HANDLE**  
ergonomically designed oversized handle

**FLAG**  
heavy duty 1/4" thick die cast aluminum signal flag with stainless steel mounting hardware

**FINISH**  
mailbox exterior and interior feature a durable powder coated finish

**HINGE**  
concealed heavy duty full width stainless steel hinge

**CATCH**  
secure magnetic catch

**LOCK**  
sturdy lock for added security

**SIDE VIEW**

10" W x 1-3/4" H outgoing mail tray

3-1/2"

10" W x 1-3/4" H mail deposit

outgoing mail tray

user access locking compartment

### COLOR OPTIONS, CUSTOM ENGRAVING, NUMBERS / LETTERS

black

bronze

sandstone

white

**3 MAPLE ST.**

Engraved Placard

**123ABC123A**  
**123ABC123A**

Black Vinyl

**123ABC123A**  
**123ABC123A**

White Vinyl

**123ABC123A**  
**123ABC123A**

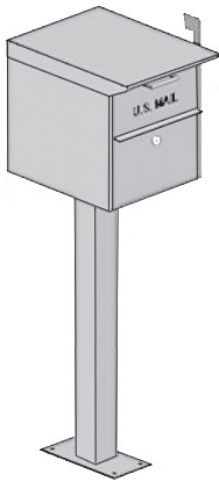
Gold Vinyl

**123ABC123A**  
**123ABC123A**

Reflective Vinyl

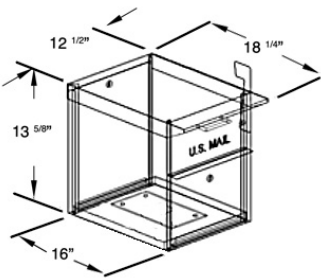
To view more community mailboxes visit us at: [www.mailboxes.com/residential-development-mailboxes/](http://www.mailboxes.com/residential-development-mailboxes/)

4325 MODEL DISPLAYED WITH STANDARD POST 4365



### Online Resources

- Product Information
- 3D Revit / BIM Models
- Detailed Specifications
- Technical Drawings
- Augmented Reality (AR) Models
- Installation Instructions
- AutoCAD Drawings



Visit: [www.mailboxes.com/Architectural-Resources](http://www.mailboxes.com/Architectural-Resources)




# MANUFACTURING SINCE 1936

## *The Industry Leader in Quality Mailboxes*



# ORDER FACTORY DIRECT

## *Large Inventory and Fast Shipping*





# SALSBURY INDUSTRIES

**Contact us to learn more about  
Community Mailboxes!**

**Discounts Available!  
Contact Us  
for a Quote Today!**



People Committed to Quality Since 1936®

**Salsbury Industries**  
18300 Central Avenue  
Carson CA 90746-4008

**phone:** 1.800.624.5269  
**fax:** 1.800.624.5299

**phone:** 1.323.846.6700  
**fax:** 1.323.846.6800

**email:** [salsbury@mailboxes.com](mailto:salsbury@mailboxes.com)  
**website:** [www.mailboxes.com](http://www.mailboxes.com)



Copyright © 2023 Salsbury Industries. All rights reserved.