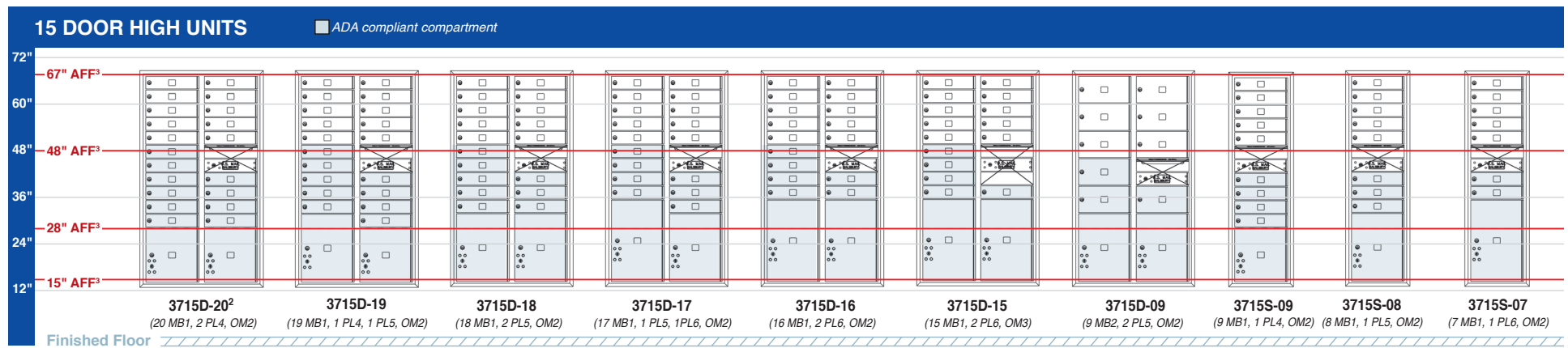
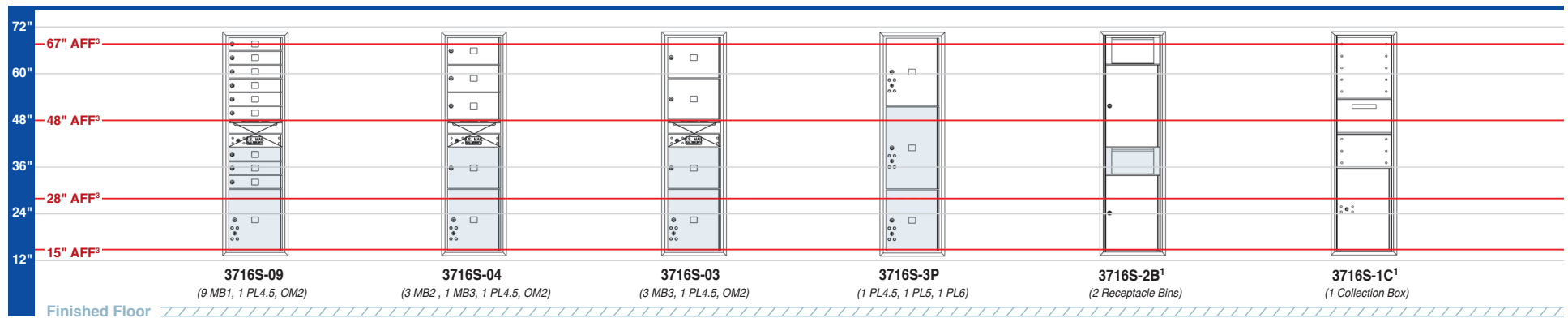
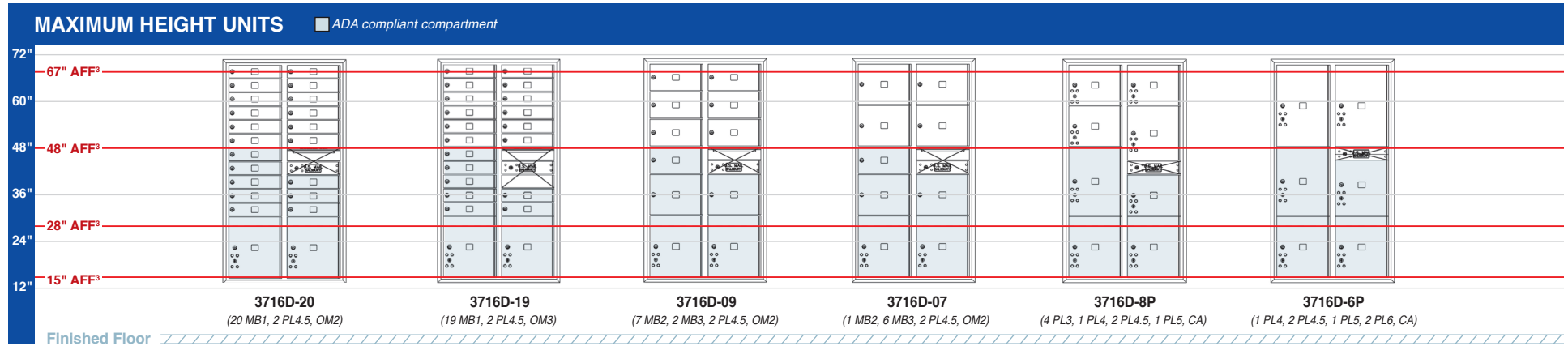


# Salsbury 4C Horizontal Mailbox Accessibility Installation Details

The diagrams below show the proper installation heights for 4C mailboxes factoring USPS and accessibility codes. Consult with local authorities for specific standards.

Note: 3700 series 4C standard horizontal mailboxes and parcel lockers have been U.S.P.S. approved and meet the specifications of USPS-STD-4C and are required for new construction and major renovations. All units are shown mounted as low as the USPS mounting height requirements permit to maximize the number of mailboxes that fall below the ADA upper reach limits of 48".

(Revised 11/2/2016)



1 – Note: These units do not meet U.S.P.S. installation requirements and are for private delivery only unless approved by local postal authorities.

2 – For private delivery, unless parcel locker ratio exceeds requirement. U.S.P.S. standard 4C requires a minimum of one parcel locker for every ten (10) tenant compartments. Parcel lockers must be a minimum of 15" high (PL4.5, PL5 and PL6) to meet the 1:10 ratio. Once this ratio has been met, smaller parcel lockers (PL3 and PL4) may also be added.

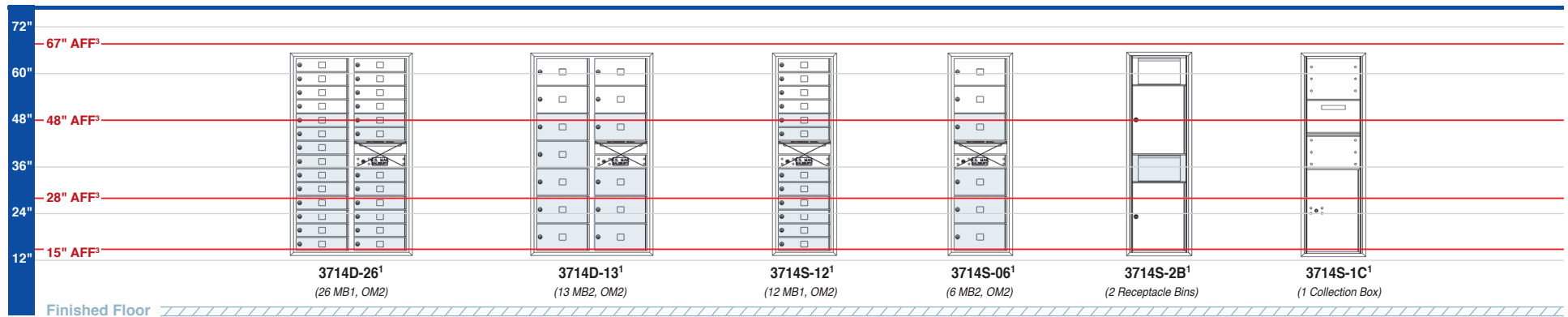
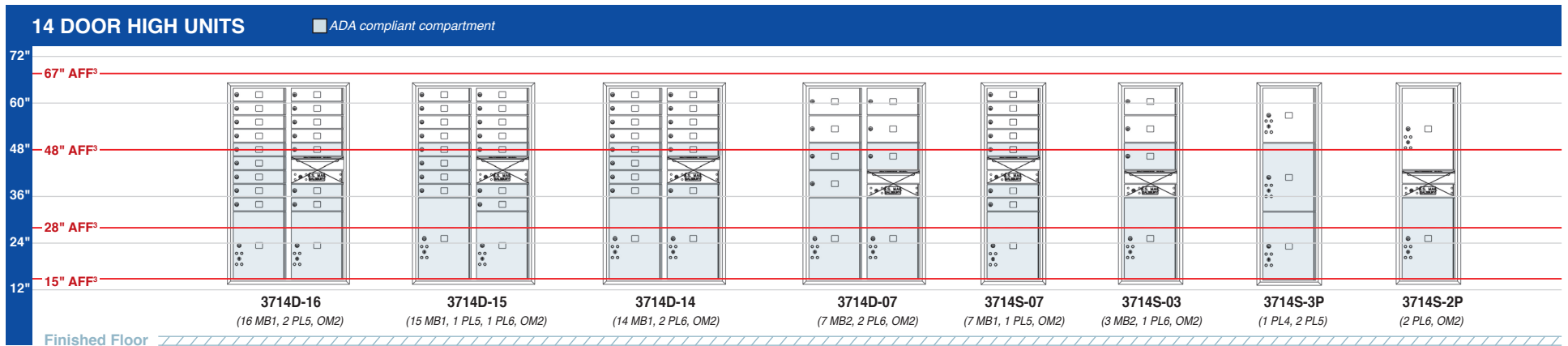
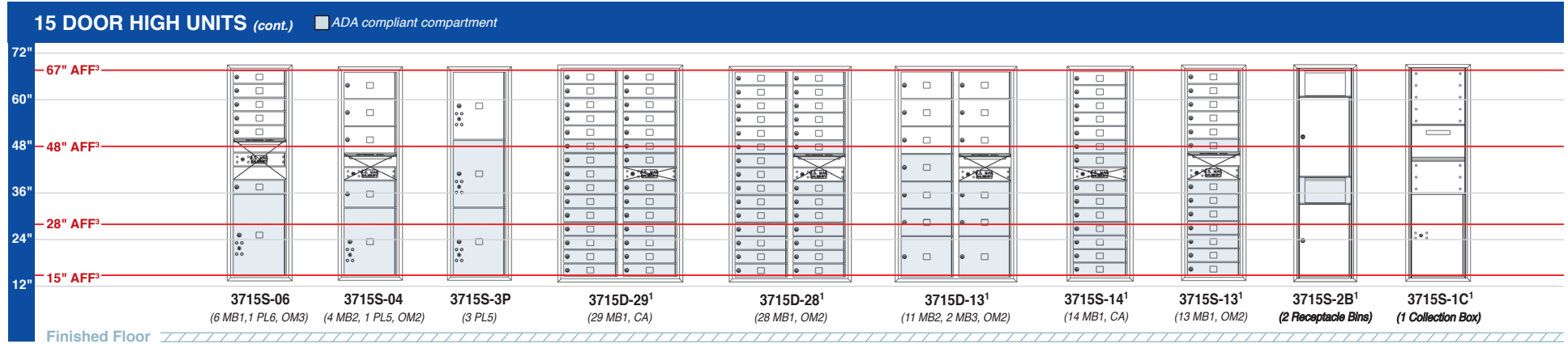
3 – AFF=Above Finished Floor.

# Salsbury 4C Horizontal Mailbox Accessibility Installation Details

The diagrams below show the proper installation heights for 4C mailboxes factoring USPS and accessibility codes. Consult with local authorities for specific standards.

Note: 3700 series 4C standard horizontal mailboxes and parcel lockers have been U.S.P.S. approved and meet the specifications of USPS-STD-4C and are required for new construction and major renovations. All units are shown mounted as low as the USPS mounting height requirements permit to maximize the number of mailboxes that fall below the ADA upper reach limits of 48".

(Revised 11/2/2016)



1 - Note: These units do not meet U.S.P.S. installation requirements and are for private delivery only unless approved by local postal authorities.

2 - For private delivery, unless parcel locker ratio exceeds requirement. U.S.P.S. standard 4C requires a minimum of one parcel locker for every ten (10) tenant compartments. Parcel lockers must be a minimum of 15" high (PL4.5, PL5 and PL6) to meet the 1:10 ratio. Once this ratio has been met, smaller parcel lockers (PL3 and PL4) may also be added.

3 - AFF=Above Finished Floor.

# Salsbury 4C Horizontal Mailbox Accessibility Installation Details

The diagrams below show the proper installation heights for 4C mailboxes factoring USPS and accessibility codes. Consult with local authorities for specific standards.

Note: 3700 series 4C standard horizontal mailboxes and parcel lockers have been U.S.P.S. approved and meet the specifications of USPS-STD-4C and are required for new construction and major renovations. All units are shown mounted as low as the USPS mounting height requirements permit to maximize the number of mailboxes that fall below the ADA upper reach limits of 48".

(Revised 11/2/2016)



1 – Note: These units do not meet U.S.P.S. installation requirements and are for private delivery only unless approved by local postal authorities.

2 – For private delivery, unless parcel locker ratio exceeds requirement. U.S.P.S. standard 4C requires a minimum of one parcel locker for every ten (10) tenant compartments. Parcel lockers must be a minimum of 15" high (PL4.5, PL5 and PL6) to meet the 1:10 ratio. Once this ratio has been met, smaller parcel lockers (PL3 and PL4) may also be added.

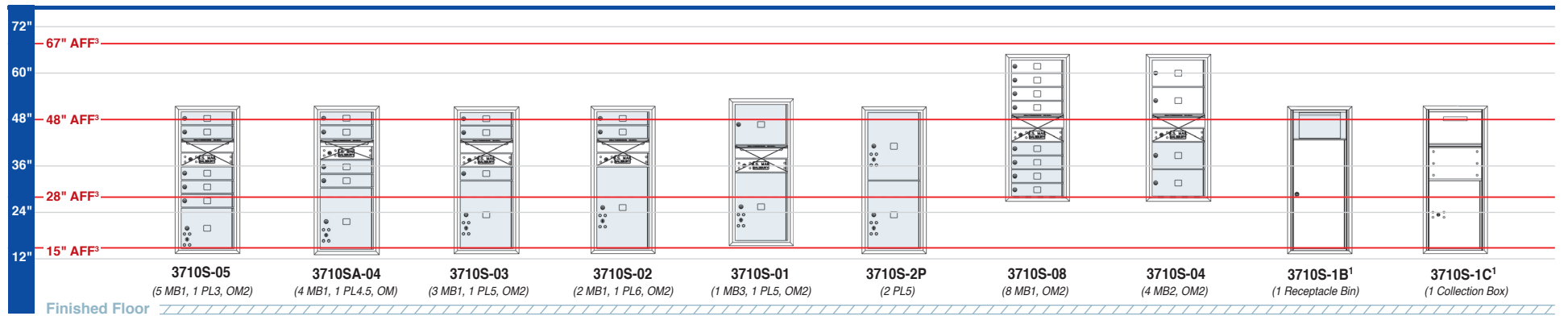
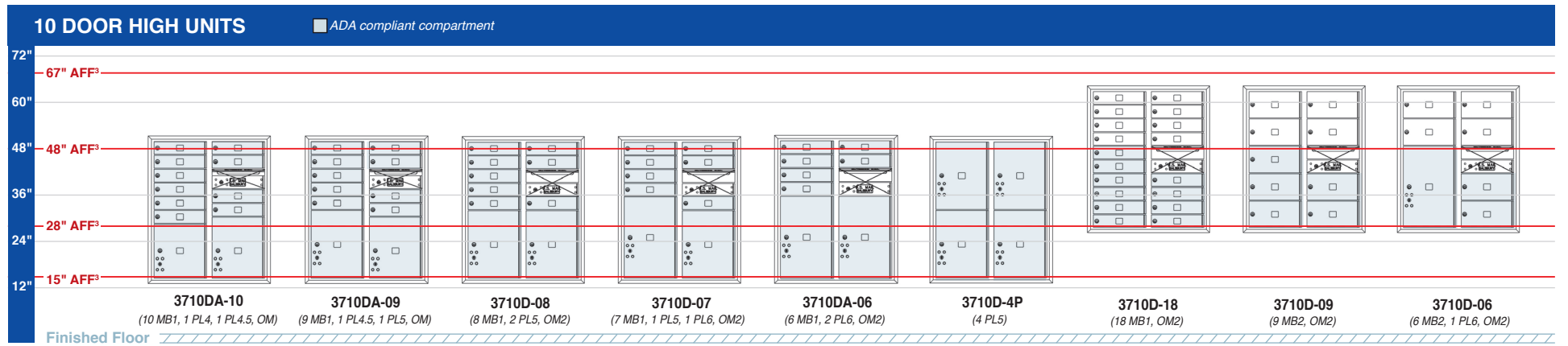
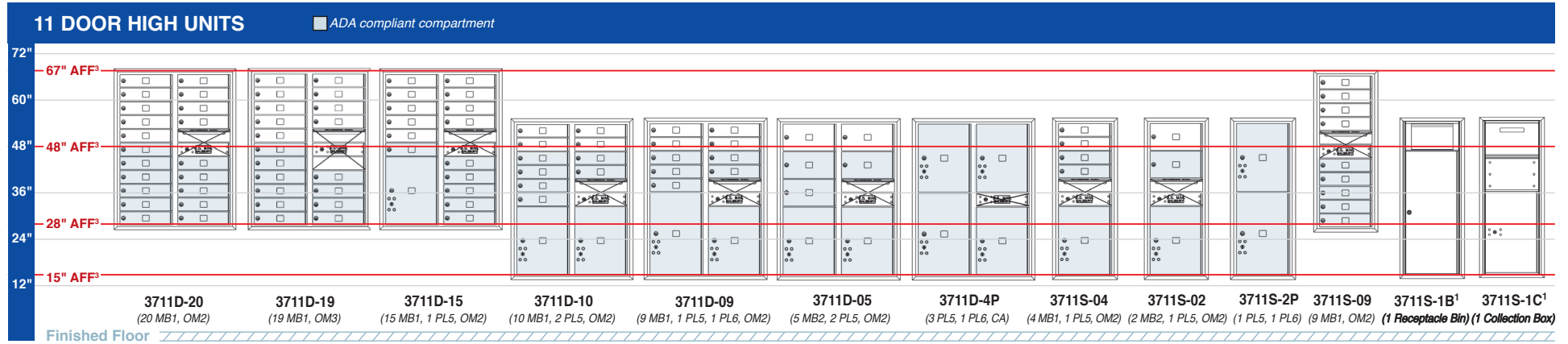
3 – AFF=Above Finished Floor.

# Salsbury 4C Horizontal Mailbox Accessibility Installation Details

The diagrams below show the proper installation heights for 4C mailboxes factoring USPS and accessibility codes. Consult with local authorities for specific standards.

Note: 3700 series 4C standard horizontal mailboxes and parcel lockers have been U.S.P.S. approved and meet the specifications of USPS-STD-4C and are required for new construction and major renovations. All units are shown mounted as low as the USPS mounting height requirements permit to maximize the number of mailboxes that fall below the ADA upper reach limits of 48".

(Revised 11/2/2016)



1 – Note: These units do not meet U.S.P.S. installation requirements and are for private delivery only unless approved by local postal authorities.

2 – For private delivery, unless parcel locker ratio exceeds requirement. U.S.P.S. standard 4C requires a minimum of one parcel locker for every ten (10) tenant compartments. Parcel lockers must be a minimum of 15" high (PL4.5, PL5 and PL6) to meet the 1:10 ratio. Once this ratio has been met, smaller parcel lockers (PL3 and PL4) may also be added.

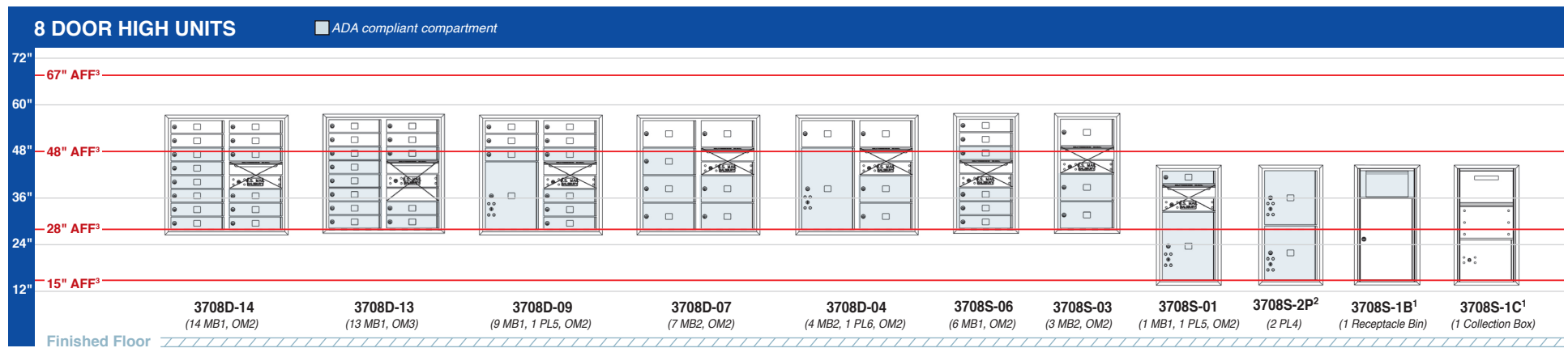
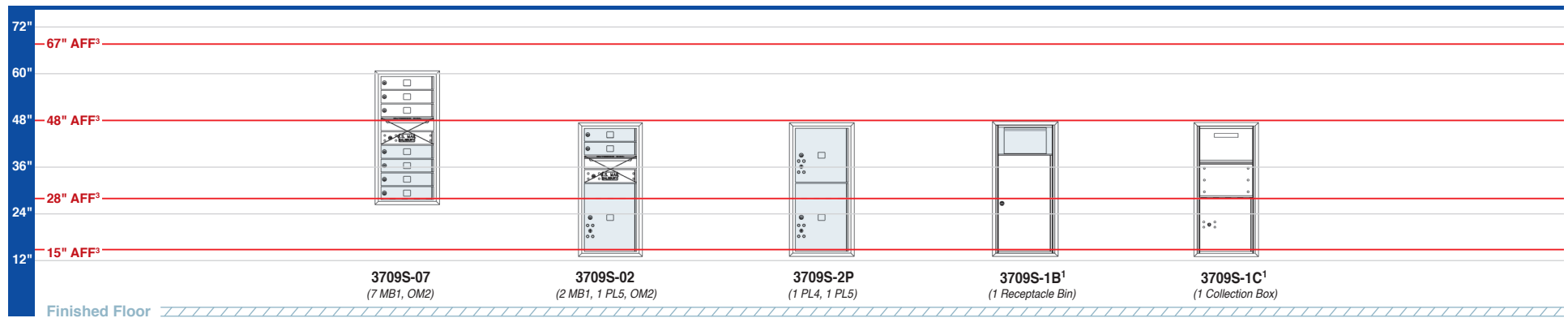
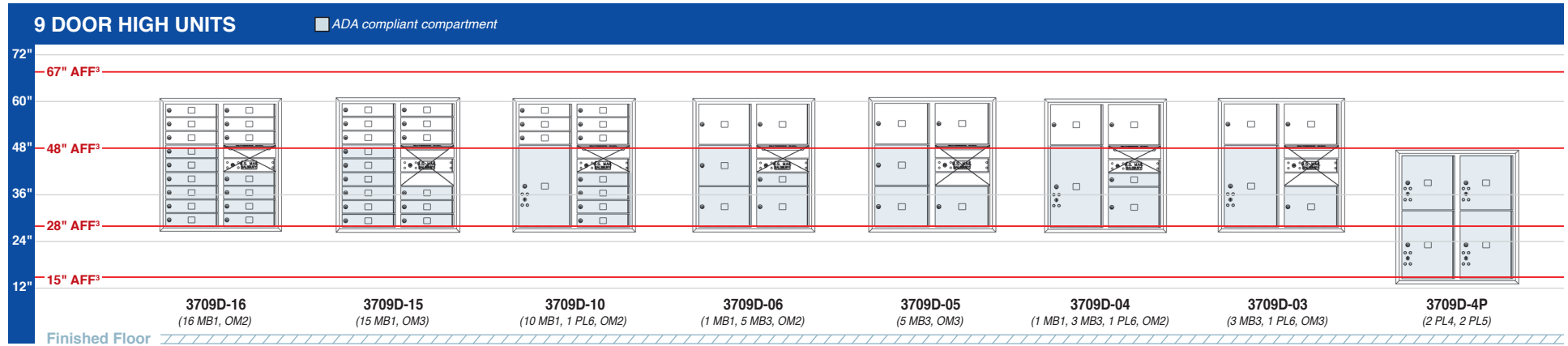
3 – AFF=Above Finished Floor.

# Salsbury 4C Horizontal Mailbox Accessibility Installation Details

The diagrams below show the proper installation heights for 4C mailboxes factoring USPS and accessibility codes. Consult with local authorities for specific standards.

Note: 3700 series 4C standard horizontal mailboxes and parcel lockers have been U.S.P.S. approved and meet the specifications of USPS-STD-4C and are required for new construction and major renovations. All units are shown mounted as low as the USPS mounting height requirements permit to maximize the number of mailboxes that fall below the ADA upper reach limits of 48".

(Revised 11/2/2016)



1 – Note: These units do not meet U.S.P.S. installation requirements and are for private delivery only unless approved by local postal authorities.

2 – For private delivery, unless parcel locker ratio exceeds requirement. U.S.P.S. standard 4C requires a minimum of one parcel locker for every ten (10) tenant compartments. Parcel lockers must be a minimum of 15" high (PL4.5, PL5 and PL6) to meet the 1:10 ratio. Once this ratio has been met, smaller parcel lockers (PL3 and PL4) may also be added.

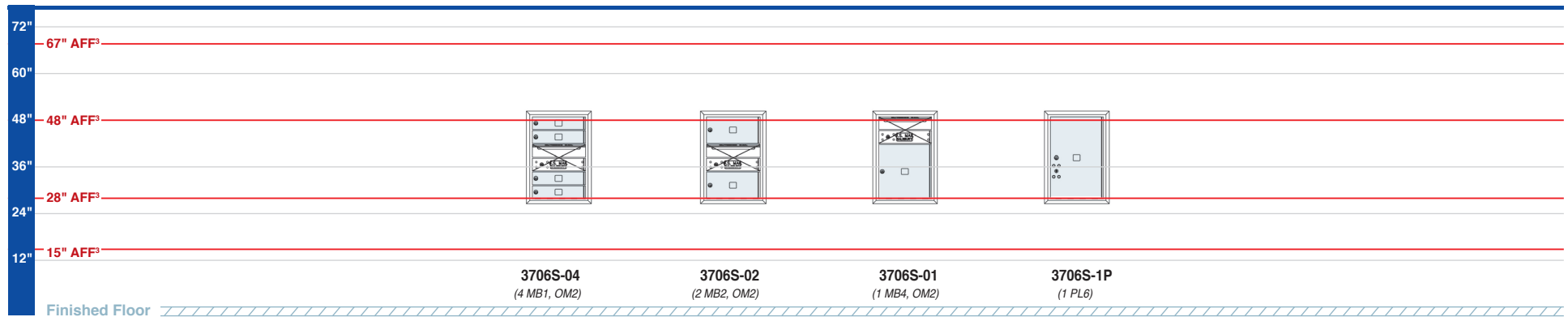
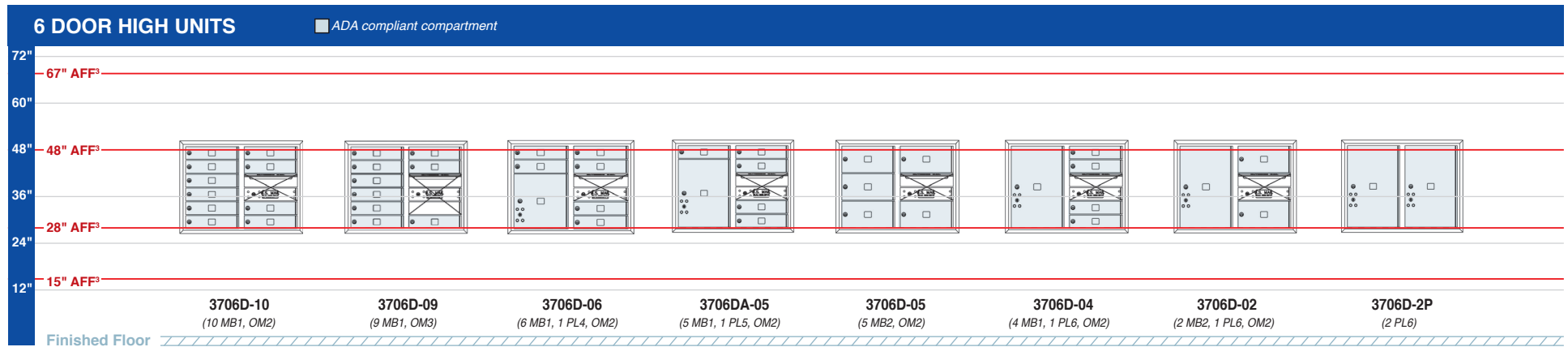
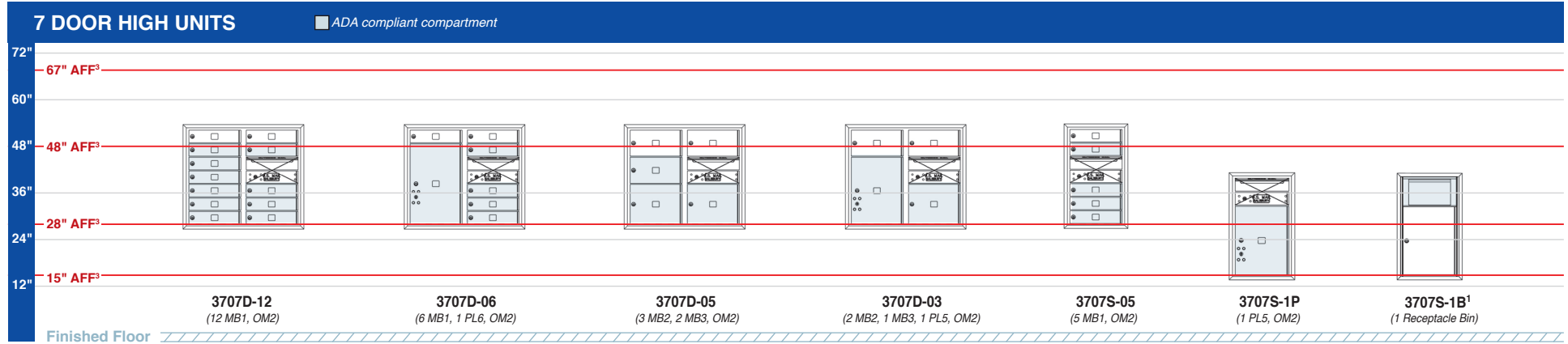
3 – AFF=Above Finished Floor.

# Salsbury 4C Horizontal Mailbox Accessibility Installation Details

The diagrams below show the proper installation heights for 4C mailboxes factoring USPS and accessibility codes. Consult with local authorities for specific standards.

Note: 3700 series 4C standard horizontal mailboxes and parcel lockers have been U.S.P.S. approved and meet the specifications of USPS-STD-4C and are required for new construction and major renovations. All units are shown mounted as low as the USPS mounting height requirements permit to maximize the number of mailboxes that fall below the ADA upper reach limits of 48".

(Revised 11/2/2016)



1 – Note: These units do not meet U.S.P.S. installation requirements and are for private delivery only unless approved by local postal authorities.

2 – For private delivery, unless parcel locker ratio exceeds requirement. U.S.P.S. standard 4C requires a minimum of one parcel locker for every ten (10) tenant compartments. Parcel lockers must be a minimum of 15" high (PL4.5, PL5 and PL6) to meet the 1:10 ratio. Once this ratio has been met, smaller parcel lockers (PL3 and PL4) may also be added.

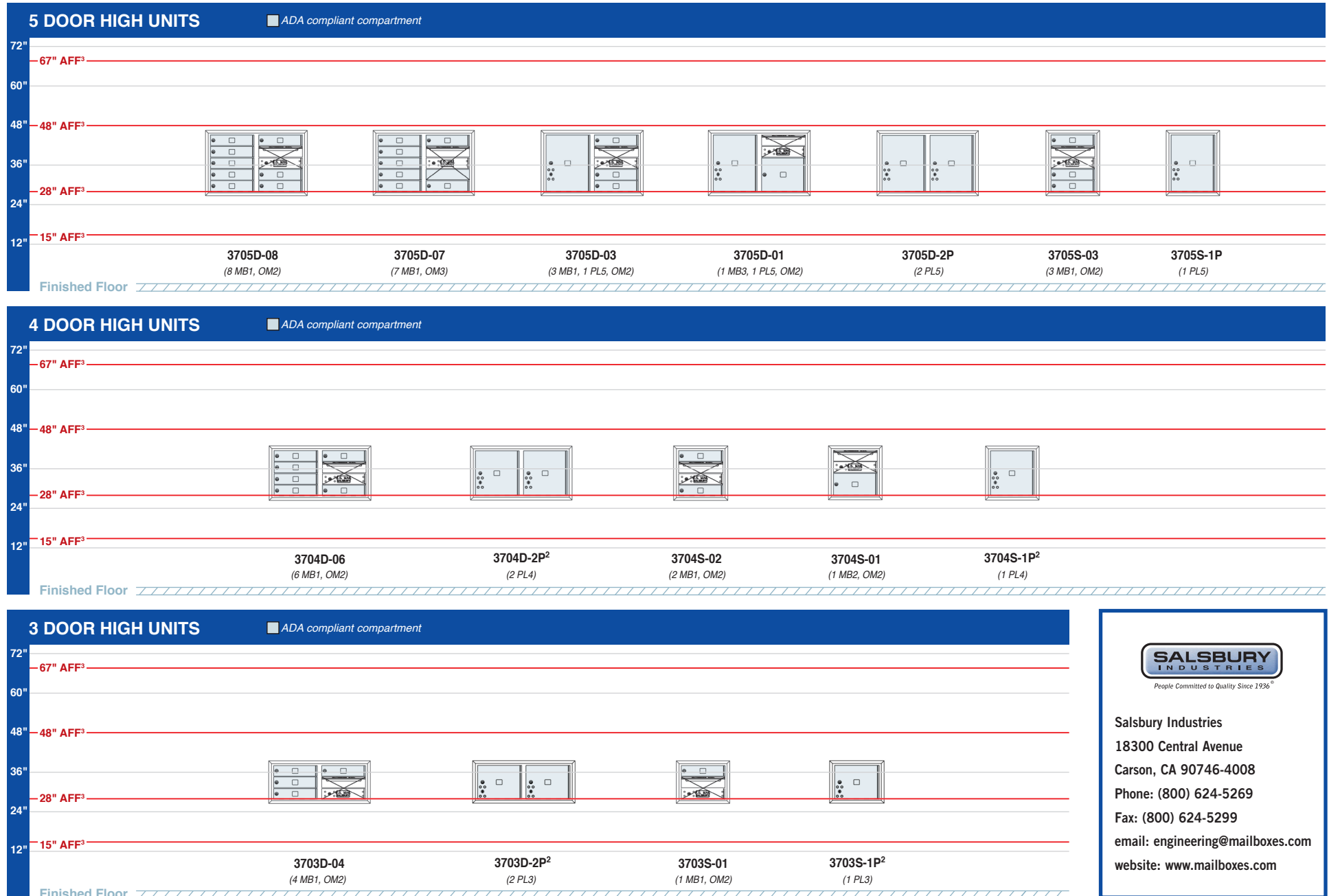
3 – AFF=Above Finished Floor.

# Salsbury 4C Horizontal Mailbox Accessibility Installation Details

The diagrams below show the proper installation heights for 4C mailboxes factoring USPS and accessibility codes. Consult with local authorities for specific standards.

Note: 3700 series 4C standard horizontal mailboxes and parcel lockers have been U.S.P.S. approved and meet the specifications of USPS-STD-4C and are required for new construction and major renovations. All units are shown mounted as low as the USPS mounting height requirements permit to maximize the number of mailboxes that fall below the ADA upper reach limits of 48".

(Revised 11/2/2016)



1 – Note: These units do not meet U.S.P.S. installation requirements and are for private delivery only unless approved by local postal authorities.

2 – For private delivery, unless parcel locker ratio exceeds requirement. U.S.P.S. standard 4C requires a minimum of one parcel locker for every ten (10) tenant compartments. Parcel lockers must be a minimum of 15" high (PL4.5, PL5 and PL6) to meet the 1:10 ratio. Once this ratio has been met, smaller parcel lockers (PL3 and PL4) may also be added.

3 – AFF=Above Finished Floor.