

4C Horizontal Mailbox Specifications & Options



- **Manufactured by Salsbury Industries to USPS-STD-4C Specifications**
- **Required for New Construction**
- **ADA Compliance Guidelines**  visit www.mailboxes.com/assets/1/15/4C-ADA.pdf
- **For Indoor or Outdoor Use**
- **Fully Integrated or Stand-Alone Parcel Lockers**

(4) 3716D-20 maximum height 4C standard horizontal mailboxes in bronze finish with custom engraved placards (#3767) displayed

Note: U.S.P.S. standard 4C requires a minimum of one parcel locker for every ten (10) tenant compartments. Parcel lockers are not required for installation sites with less than ten (10) tenant compartments.

If Rear Loading: The front of the two (2) high outgoing mail compartment is comprised of two (2) fixed panels (no access door). The rear of the unit incorporates one or two (2) access door(s) with heavy duty latches and continuous hinges. Units available without rear access doors upon request.



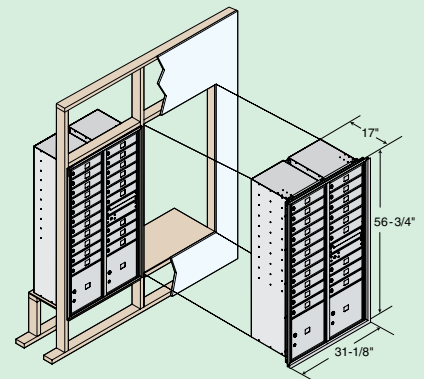
3716D-20
Rear Loading
Double Column Unit displayed



3716D-20
Rear Loading
Rear Access Doors displayed

SAMPLE INSTALLATION

Models displayed:
(2) 3716D-20 Front Loading Units



Note: For U.S.P.S. serviced installations, the tenant locks in the top row of mailboxes must be no more than 67" above the finished floor and the bottom shelf of the lowest row of mailboxes must be no less than 28" above the finished floor. The U.S.P.S. master arrow lock must be a minimum of 36" and a maximum of 48" above the finished floor. The bottom shelf of parcel lockers must be at least 15" above the finished floor.

Surface mounted and free-standing enclosures for 4C standard and custom horizontal mailboxes are available – see pages 18-21
4C standard and custom horizontal mailboxes can be mounted on pedestals – see pages 22-23

If Front Loading: Units include one or two (2) master door(s) that swing(s) on continuous integral hinges. The two (2) high outgoing mail compartment includes the access door and cannot be used for mail distribution. The rear of the unit incorporates a solid rear cover.

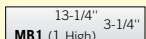


Front views of 3716D-20 front loading unit in aluminum finish displayed

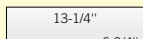
4C HORIZONTAL MAILBOX SPECIFICATIONS & OPTIONS

MAILBOX DOOR SIZES

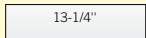
Each aluminum door includes a heavy duty five (5) pin cylinder cam lock with a dust/rain shield and three (3) keys.



#3751 ¹ Replacement MB1 door and lock \$40.00



#3752 ¹ Replacement MB2 door and lock \$50.00



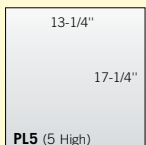
#3753 ¹ Replacement MB3 door and lock \$60.00



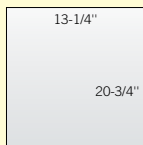
#3754 ¹ Replacement MB4 door and lock \$70.00

PARCEL LOCKER DOOR SIZES

Parcel lockers offer tenants a convenient way to receive packages on site and are fit with a two (2) key security system.



#3755 ¹ Replacement PL5 door and tenant lock \$90.00



#3756 ¹ Replacement PL6 door and tenant lock \$100.00

¹ Specify



FINISHES

The durable and corrosion resistant 4C units feature a powder coated finish available in aluminum, bronze, gold or sandstone. Custom finishes (#3766 - add 10% to unit price) are available as an option upon request.

DOOR IDENTIFICATION

Each 4C standard horizontal mailbox door has a 1" high number. The outgoing mail compartment is labeled "Outgoing Mail" and the parcel locker(s) are labeled with a "1P", "2P", etc. Custom identification systems are available as an option upon request.

CUSTOM ENGRAVED PLACARDS

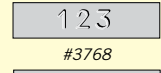
1-3/4" W x 1-1/2" H custom engraved self-adhesive placards are available as an option upon request. (#3767 - \$3.00)



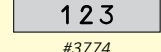
#3767

CUSTOM ENGRAVED DOORS

- Custom engraved door - regular (#3768 - \$3.00)
- Custom engraved door - black filled (#3774 - \$3.00)



#3768




#3774

OUTGOING MAIL COMPARTMENTS


One additional compartment in each unit is labeled "Outgoing Mail" and includes a weather protection flap and a 10-3/4" W x 3/4" H mail slot.

OPTIONS (for installations not serviced by the U.S.P.S.)

- Mail slots (#3769 - \$3.00)
Standard slot size: 10" W x 3/4" H
Custom slot sizes are available upon request.
- Plexiglass window 1-1/8" W x 7/8" H (#3771 - \$3.00)
- Outgoing mail slot plug kit (#3770 - \$35.00)



#3769



#3771

LOCKS

Each 4C mailbox door includes a heavy duty five (5) pin cylinder cam lock with a dust/rain shield and three (3) keys (2,000 different key changes). (#3790 - \$15.00)



#3790

- Additional keys per lock when ordering (#3798 - \$2.00)
- Key blanks - box of (50) (#3799 - \$30.00)
- Custom lock installation - cylinders provided by owner (for installations not serviced by the U.S.P.S.) (100) door minimum (#3793 - \$4.00 additional per door)

COMBINATION LOCK

Three (3) digit single dial combination lock with spring latch and automatic throw-off (for installations not serviced by the U.S.P.S.). Combination numbers can be changed by owner. (#3786 - \$10.00)



#3786

MASTER COMMERCIAL LOCK

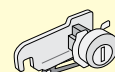
Factory installed if for private access - for front loading mailboxes and parcel lockers - with (2) keys (#3775 - \$25.00)



#3775

TENANT PARCEL LOCKER LOCK

For parcel locker door - with (3) keys (#3776 - \$35.00)



#3776