

4C Standard Horizontal Mailboxes - Cont. on pages 14-17



4C STANDARD HORIZONTAL MAILBOXES FRONT OR REAR LOADING

Made of heavy duty aluminum and stainless steel hardware, Salsbury 3700 series 4C standard horizontal mailboxes and parcel lockers are U.S.P.S. approved and are available with standard MB1 mailbox doors (13-1/4" W x 3-1/4" H) and larger MB2 and MB3 mailbox doors – see door sizes on page 17. All mailbox doors include a heavy duty cam lock with a dust/rain shield and three (3) keys. 4C standard horizontal mailbox units include factory installed 3/4" W x 1/4" D trim and are available in configurations that are one door wide (single column) and two (2) doors wide (double column). The Salsbury maximum height 3716D-20 units have two (2) fully integrated 15-1/2" high parcel lockers and twenty (20) standard MB1 mailbox doors and meet the U.S.P.S. 4C requirement of a minimum of one parcel locker for every ten (10) tenant compartments. Many other standard units in 15, 13, 11, 9, 7 and 5 equivalent standard MB1 mailbox door heights are also available. Fully integrated and stand-alone parcel lockers are available in five (5) equivalent standard MB1 mailbox door heights (PL5 – 17-1/4" high) and six (6) equivalent standard MB1 mailbox door heights (PL6 – 20-3/4" high). A compartment equivalent to two (2) standard MB1 mailbox door heights is used for outgoing mail collection and is labeled "Outgoing Mail". Designed for indoor or outdoor use, 4C standard horizontal mailboxes feature a durable powder coated finish available in four (4) contemporary colors.



#3716D-20's maximum height 4C standard horizontal mailboxes in aluminum finish with custom engraved placards (#3767) displayed

4C STANDARD HORIZONTAL MAILBOXES - FRONT OR REAR LOADING - U.S.P.S. APPROVED

MODEL	DESCRIPTION	UNIT SIZE - FL and RL (includes trim)	WEIGHT	PRICE
-------	-------------	---------------------------------------	--------	-------

MAXIMUM HEIGHT UNITS - 56-3/4" H (maximum allowable height)

3716D-20 ^{1,2,3}	20 MB1 Doors and 2 Parcel Lockers (15-1/2" H)	31-1/8" W x 56-3/4" H x 17" D	170 lbs.	\$1,375.00
3716S-09 ^{1,2,3}	9 MB1 Doors and one Parcel Locker (15-1/2" H)	16-3/8" W x 56-3/4" H x 17" D	85 lbs.	\$675.00
3716D-09 ^{1,2,3}	7 MB2 Doors, 2 MB3 Doors, 2 Parcel Lockers (15-1/2" H)	31-1/8" W x 56-3/4" H x 17" D	160 lbs.	\$1,100.00

15 DOOR HIGH UNITS - 55" H (equivalent to 15 standard mailbox doors (MB1) high)

3715D-18 ^{1,2,3}	18 MB1 Doors and 2 Parcel Lockers (PL5)	31-1/8" W x 55" H x 17" D	160 lbs.	\$1,275.00
3715D-16 ^{1,2,3}	16 MB1 Doors and 2 Parcel Lockers (PL6)	31-1/8" W x 55" H x 17" D	160 lbs.	\$1,225.00
3715S-08 ^{1,2,3}	8 MB1 Doors and one Parcel Locker (PL5)	16-3/8" W x 55" H x 17" D	80 lbs.	\$625.00
3715S-07 ^{1,2,3}	7 MB1 Doors and one Parcel Locker (PL6)	16-3/8" W x 55" H x 17" D	80 lbs.	\$600.00
3715D-09 ^{1,2,3}	9 MB2 Doors and 2 Parcel Lockers (PL5)	31-1/8" W x 55" H x 17" D	150 lbs.	\$1,050.00

13 DOOR HIGH UNITS - 48" H (equivalent to 13 standard mailbox doors (MB1) high)

3713D-14 ^{1,2,3}	14 MB1 Doors and 2 Parcel Lockers (PL5)	31-1/8" W x 48" H x 17" D	150 lbs.	\$1,075.00
3713D-13 ^{1,2,3}	13 MB1 Doors and 2 Parcel Lockers (PL5, PL6)	31-1/8" W x 48" H x 17" D	150 lbs.	\$1,050.00
3713S-06 ^{1,2,3}	6 MB1 Doors and one Parcel Locker (PL5)	16-3/8" W x 48" H x 17" D	75 lbs.	\$525.00
3713S-05 ^{1,2,3}	5 MB1 Doors and one Parcel Locker (PL6)	16-3/8" W x 48" H x 17" D	75 lbs.	\$500.00
3713D-07 ^{1,2,3}	7 MB2 Doors and 2 Parcel Lockers (PL5)	31-1/8" W x 48" H x 17" D	140 lbs.	\$900.00

11 DOOR HIGH UNITS - 41" H (equivalent to 11 standard mailbox doors (MB1) high)

3711D-20 ^{1,2,3}	20 MB1 Doors - no Parcel Lockers	31-1/8" W x 41" H x 17" D	150 lbs.	\$1,075.00
3711D-15 ^{1,2,3}	15 MB1 Doors and one Parcel Locker (PL5)	31-1/8" W x 41" H x 17" D	140 lbs.	\$975.00
3711S-09 ^{1,2,3}	9 MB1 Doors - no Parcel Lockers	16-3/8" W x 41" H x 17" D	70 lbs.	\$525.00
3711S-2P ^{1,2,3}	Stand-alone Parcel Lockers 2 (PL5's)	16-3/8" W x 41" H x 17" D	60 lbs.	\$350.00
3711D-09 ^{1,2,3}	7 MB2 Doors and 2 MB3 Doors - no Parcel Lockers	31-1/8" W x 41" H x 17" D	130 lbs.	\$800.00

MAXIMUM HEIGHT UNITS - 56-3/4" H

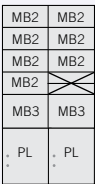


3716D-20

Our most popular model #3716D-20 meets the U.S.P.S. 4C requirement of a minimum of one parcel locker for every ten (10) tenant compartments.



3716S-09




3716D-09

15 DOOR HIGH UNITS - 55" H



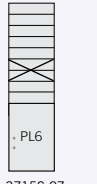
3715D-18




3715D-16



3715S-08

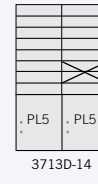


3715S-07

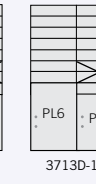


3715D-09

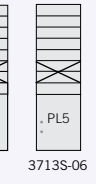
13 DOOR HIGH UNITS - 48" H



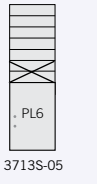
3713D-14



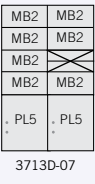
3713D-13



3713S-06



3713S-05

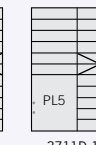


3713D-07

11 DOOR HIGH UNITS - 41" H



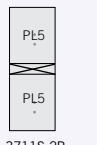
3711D-20




3711D-15



3711S-09



3711S-2P



3711D-09

Surface mounted and free-standing enclosures for 4C standard and custom horizontal mailboxes are available – see pages 18-21
4C standard and custom horizontal mailboxes can be mounted on pedestals – see pages 22-23



3716D-20
Front Loading - 20 MB1 Doors
and 2 Parcel Lockers



3716S-09
Front Loading - 9 MB1 Doors
and one Parcel Locker



3716D-09
Front Loading - 7 MB2 Doors
2 MB3 Doors and 2 Parcel Lockers

4C STANDARD HORIZONTAL MAILBOXES - FRONT OR REAR LOADING - U.S.P.S. APPROVED

MODEL	DESCRIPTION	UNIT SIZE - FL and RL (includes trim)	WEIGHT	PRICE
9 DOOR HIGH UNITS - 34" H (equivalent to 9 standard mailbox doors (MB1) high)				
3709D-16 ^{1,2,3}	16 MB1 Doors - no Parcel Lockers	31-1/8" W x 34" H x 17" D	125 lbs.	\$875.00
3709D-10 ^{1,2,3}	10 MB1 Doors and one Parcel Locker (PL6)	31-1/8" W x 34" H x 17" D	115 lbs.	\$750.00
3709S-07 ^{1,2,3}	7 MB1 Doors - no Parcel Lockers	16-3/8" W x 34" H x 17" D	70 lbs.	\$425.00
3709S-02 ^{1,2,3}	2 MB1 Doors and one Parcel Locker (PL5)	16-3/8" W x 34" H x 17" D	60 lbs.	\$325.00
7 DOOR HIGH UNITS - 27" H (equivalent to 7 standard mailbox doors (MB1) high)				
3707D-12 ^{1,2,3}	12 MB1 Doors - no Parcel Lockers	31-1/8" W x 27" H x 17" D	100 lbs.	\$675.00
3707D-06 ^{1,2,3}	6 MB1 Doors and one Parcel Locker (PL6)	31-1/8" W x 27" H x 17" D	90 lbs.	\$550.00
3707S-05 ^{1,2,3}	5 MB1 Doors - no Parcel Lockers	16-3/8" W x 27" H x 17" D	55 lbs.	\$325.00
3707S-1P ^{1,2,3}	Parcel Locker (PL5) with outgoing mail (OM2)	16-3/8" W x 27" H x 17" D	40 lbs.	\$225.00
5 DOOR HIGH UNITS - 20" H (equivalent to 5 standard mailbox doors (MB1) high)				
3705D-08 ^{1,2,3}	8 MB1 Doors - no Parcel Lockers	31-1/8" W x 20" H x 17" D	75 lbs.	\$475.00
3705D-03 ^{1,2,3}	3 MB1 Doors and one Parcel Locker (PL5)	31-1/8" W x 20" H x 17" D	65 lbs.	\$375.00
3705S-03 ^{1,2,3}	3 MB1 Doors - no Parcel Lockers	16-3/8" W x 20" H x 17" D	40 lbs.	\$225.00
3705S-1P ^{1,2,3}	Stand-alone Parcel Locker (PL5)	16-3/8" W x 20" H x 17" D	30 lbs.	\$150.00

SPARE PARTS / OPTIONS

3767	Custom engraved placard - for 3700 series mailbox doors and parcel lockers	\$3.00
3768	Custom engraved door - regular - for 3700 series mailbox doors and parcel lockers	\$3.00
3774	Custom engraved door - black filled - for 3700 series mailbox doors and parcel lockers	\$3.00
3775	Master commercial lock - factory installed if for private access - for FL mailboxes and PL's - with (2) keys	\$25.00
3790	Lock - standard replacement for 3700 series mailbox door - with (3) keys	\$15.00
3799	Key blanks - for standard 3700 series locks - box of (50)	\$30.00



² Specify - front loading (FL) or rear loading (RL)

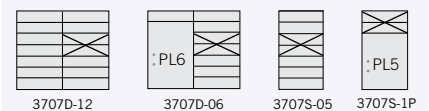
³ Specify - U.S.P.S. access or private access (order #3775 master commercial lock for private access on FL units and PL's)

Volume Discount Pricing Available On-Line!

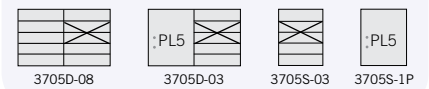
9 DOOR HIGH UNITS - 34" H



7 DOOR HIGH UNITS - 27" H



5 DOOR HIGH UNITS - 20" H



OUTGOING MAIL COMPARTMENT (OM2)

Note: Both front loading and rear loading units (excluding stand-alone parcel lockers) include a two (2) door high compartment for outgoing mail collection. Front loading units also include an access door along with the outgoing mail collection compartment.

MAILBOX DOOR SIZES:

- MB1 - 13-1/4" W x 3-1/4" H
- MB2 - 13-1/4" W x 6-3/4" H
- MB3 - 13-1/4" W x 10-1/4" H

PARCEL LOCKER DOOR SIZES:

- PL5 - 13-1/4" W x 17-1/4" H
- PL6 - 13-1/4" W x 20-3/4" H

4C Custom Horizontal Mailboxes - cont. on pages 16-17



(3) 4C custom horizontal mailboxes in gold finish with black filled custom engraved doors (#3774) displayed

4C CUSTOM HORIZONTAL MAILBOXES FRONT OR REAR LOADING



Made of heavy duty aluminum and stainless steel hardware, Salsbury 3700 series 4C custom horizontal mailboxes and parcel lockers are U.S.P.S. approved and are available in configurations that are one door wide (single column) and two (2) doors wide (double column). Units include factory installed 3/4" W x 1/4" D trim and can be configured with a combination of four (4) mailbox door sizes and two (2) parcel locker door sizes to meet your custom requirements (please submit required layout). A compartment equivalent to two (2) 3-1/4" high standard doors must be reserved in each custom front loading mailbox unit for outgoing mail collection and the access door. 4C custom horizontal mailboxes feature a durable powder coated finish available in four (4) contemporary colors. Custom colors are available as an option upon request. 4C custom horizontal mailboxes are designed for indoor or outdoor use and are ideal for apartments, residential communities, commercial buildings and many other applications.

PARCEL LOCKERS can be fully integrated into the 3700 series 4C custom horizontal mailbox units. A minimum of one parcel locker is required for every ten (10) tenant compartments. Parcel lockers are not required for installation sites with less than ten (10) tenant compartments.

ORDERING A 4C CUSTOM HORIZONTAL UNIT

Following simple guidelines, custom units can be configured with a combination of varying sizes of mailbox doors and parcel locker doors.

Custom units can accommodate mailbox doors from 1 high (3-1/4") to 4 high (13-3/4") and parcel locker doors either 5 high (17-1/4") or 6 high (20-3/4"). Custom units are available for both front or rear loading applications.

Custom units are available in equivalent standard mailbox door heights of 15, 13, 11, 9, 7, 5 and 3 - see Note 2 below. The outgoing mail compartment / carrier access door (OM2) must be situated in the designated position. See the diagrams of our standard units on pages 12-13 for illustrations of the designated position of the outgoing mail compartment / access door (OM2) in their respective heights.

Single or double column units can be configured from a minimum of three (3) standard one high mailbox doors to a maximum of fifteen (15) standard one high mailbox doors including both mailboxes and parcel lockers. Mailboxes are only permitted in the top eleven (11) one high mailbox positions. Parcel lockers may be positioned anywhere. U.S.P.S. standard 4C requires a minimum of one parcel locker for every ten (10) tenant compartments. Parcel lockers are not required for installation sites with less than ten (10) tenant compartments.

- Determine the number of openings required using MB1, MB2, MB3 and MB4 mailbox doors and PL5 and PL6 parcel locker doors.

DOOR SIZES:

- MB1 - 13-1/4" W x 3-1/4" H
- MB2 - 13-1/4" W x 6-3/4" H
- MB3 - 13-1/4" W x 10-1/4" H
- MB4 - 13-1/4" W x 13-3/4" H

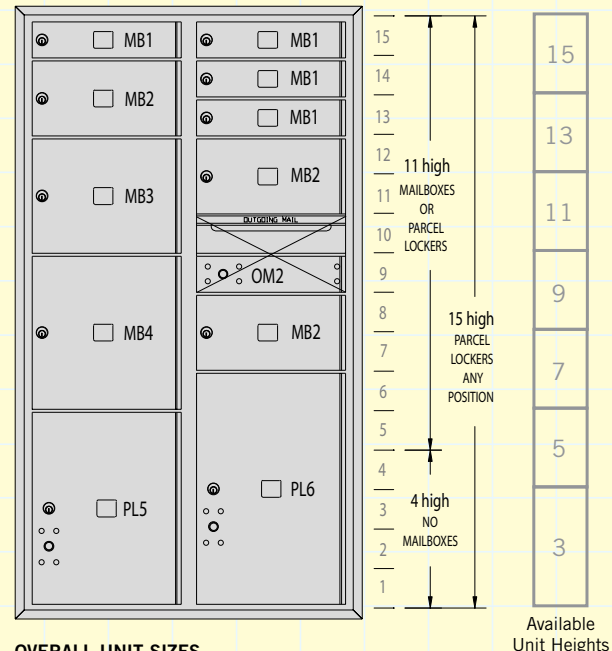
- PL5 - 13-1/4" W x 17-1/4" H
- PL6 - 13-1/4" W x 20-3/4" H

- Configure your requirements into a single or double column unit and into unit door heights of 15, 13, 11, 9, 7, 5 or 3. Specify front or rear loading. The outgoing mail compartment / access door (OM2) must be situated in the designated position. See the diagrams of our standard units on pages 12-13 for illustrations of the designated position of the outgoing mail compartment / access door (OM2) in their respective heights.

- Contact us for rough opening dimensions and layout specifications.

Submit Required Layout and Options for a Price Quotation!

SAMPLE DOUBLE COLUMN FRONT LOADING UNIT



OVERALL UNIT SIZES

Overall unit sizes are summarized on pages 12-13. Match the configuration you require to the standard unit height.

Note 1: MB1 is the smallest mailbox door available. MB4 is the largest mailbox door available.

PL5 is the smallest parcel locker door available. PL6 is the largest parcel locker door available.

Note 2: We can customize the maximum height units (56-3/4" high) - see pages 12-13. We can manufacture custom height units. Please contact our design engineers for layout, options and pricing.



Custom rear loading
single column unit displayed



Custom front loading
double column unit displayed

DESIGN ASSISTANCE

Our design engineers are available to architects, specification writers and individuals involved in the design of mail distribution facilities, apartment complexes and commercial buildings. Visit the Architect Resources section of our website at www.mailboxes.com/Architect_Resources/ to download specifications and drawings. You can also submit required layout and options for a price quotation!



Surface mounted and free-standing enclosures for 4C standard and custom horizontal mailboxes are available – see pages 18-21

4C standard and custom horizontal mailboxes can be mounted on pedestals – see pages 22-23

4C CUSTOM HORIZONTAL MAILBOXES - FRONT OR REAR LOADING - U.S.P.S. APPROVED

MODEL	DESCRIPTION	DOOR SIZE	WEIGHT	PRICE
MAILBOXES				
3700MB1 ^{1,2,3}	MB1 Door and 17" D Compartment	13-1/4" W x 3-1/4" H	5 lbs.	\$55.00
3700MB2 ^{1,2,3}	MB2 Door and 17" D Compartment	13-1/4" W x 6-3/4" H	10 lbs.	\$80.00
3700MB3 ^{1,2,3}	MB3 Door and 17" D Compartment	13-1/4" W x 10-1/4" H	15 lbs.	\$105.00
3700MB4 ^{1,2,3}	MB4 Door and 17" D Compartment	13-1/4" W x 13-3/4" H	20 lbs.	\$130.00
3700OM2 ^{1,2,3}	OM2 Outgoing Mail Compartment / Access Door*	13-1/4" W x 6-3/4" H	10 lbs.	\$80.00
PARCEL LOCKERS				
3700PL5 ^{1,2,3}	PL5 Parcel Locker and 17" D Compartment	13-1/4" W x 17-1/4" H	25 lbs.	\$175.00
3700PL6 ^{1,2,3}	PL6 Parcel Locker and 17" D Compartment	13-1/4" W x 20-3/4" H	30 lbs.	\$200.00
SPARE PARTS / OPTIONS				
3751 ¹	Door - MB1 replacement door and lock with (3) keys	13-1/4" W x 3-1/4" H	1 lb.	\$40.00
3752 ¹	Door - MB2 replacement door and lock with (3) keys	13-1/4" W x 6-3/4" H	2 lbs.	\$50.00
3753 ¹	Door - MB3 replacement door and lock with (3) keys	13-1/4" W x 10-1/4" H	2 lbs.	\$60.00
3754 ¹	Door - MB4 replacement door and lock with (3) keys	13-1/4" W x 13-3/4" H	3 lbs.	\$70.00
3767	Custom engraved placard - for 3700 series mailbox doors and parcel lockers			\$3.00
3768	Custom engraved door - regular - for 3700 series mailbox doors and parcel lockers			\$3.00
3774	Custom engraved door - black filled - for 3700 series mailbox doors and parcel lockers			\$3.00
3775	Master commercial lock - factory installed if for private access - for FL mailboxes and PL's - with (2) keys			\$25.00
3776	Tenant parcel locker lock - with (3) keys			\$35.00
3790	Lock - standard replacement for 3700 series mailbox door - with (3) keys			\$15.00
3799	Key blanks - for standard 3700 series locks - box of (50)			\$30.00



² Specify

- For front loading (FL) installation • For rear loading (RL) installation

³ Specify

- For U.S.P.S. mail delivery installation • For private mail distribution installation
(order #3775 master commercial lock for private access front loading units and parcel lockers)

* The Outgoing Mail Compartment / Access Door (OM2) must be situated in the designated position. See the diagrams of our standard units on pages 12-13.

Note: The price of 4C custom horizontal mailboxes is the total of each mailbox door and compartment, parcel locker and outgoing mail compartment within a unit. Allow approximately 2-3 weeks production time for 4C custom horizontal mailboxes. For faster service, see pages 12-13 for 4C standard horizontal mailboxes.

4C Horizontal Mailbox Specifications & Options



- **Manufactured by Salsbury Industries to USPS-STD-4C Specifications**
- **Required for New Construction**
- **ADA Compliance Guidelines**  visit www.mailboxes.com/assets/1/15/4C-ADA.pdf
- **For Indoor or Outdoor Use**
- **Fully Integrated or Stand-Alone Parcel Lockers**

(4) 3716D-20 maximum height 4C standard horizontal mailboxes in bronze finish with custom engraved placards (#3767) displayed

Note: U.S.P.S. standard 4C requires a minimum of one parcel locker for every ten (10) tenant compartments. Parcel lockers are not required for installation sites with less than ten (10) tenant compartments.

If Rear Loading: The front of the two (2) high outgoing mail compartment is comprised of two (2) fixed panels (no access door). The rear of the unit incorporates one or two (2) access door(s) with heavy duty latches and continuous hinges. Units available without rear access doors upon request.



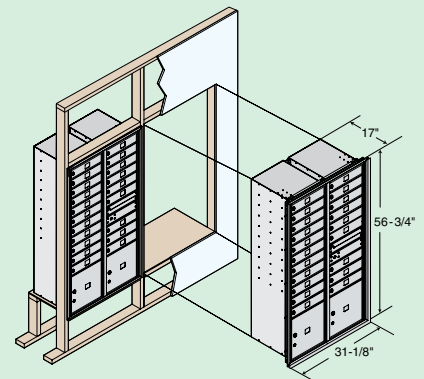
3716D-20
Rear Loading
Double Column Unit displayed



3716D-20
Rear Loading
Rear Access Doors displayed

SAMPLE INSTALLATION

Models displayed:
(2) 3716D-20 Front Loading Units



Note: For U.S.P.S. serviced installations, the tenant locks in the top row of mailboxes must be no more than 67" above the finished floor and the bottom shelf of the lowest row of mailboxes must be no less than 28" above the finished floor. The U.S.P.S. master arrow lock must be a minimum of 36" and a maximum of 48" above the finished floor. The bottom shelf of parcel lockers must be at least 15" above the finished floor.

Surface mounted and free-standing enclosures for 4C standard and custom horizontal mailboxes are available – see pages 18-21
4C standard and custom horizontal mailboxes can be mounted on pedestals – see pages 22-23

If Front Loading: Units include one or two (2) master door(s) that swing(s) on continuous integral hinges. The two (2) high outgoing mail compartment includes the access door and cannot be used for mail distribution. The rear of the unit incorporates a solid rear cover.

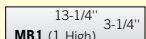


Front views of 3716D-20 front loading unit in aluminum finish displayed

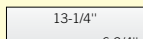
4C HORIZONTAL MAILBOX SPECIFICATIONS & OPTIONS

MAILBOX DOOR SIZES

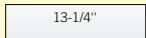
Each aluminum door includes a heavy duty five (5) pin cylinder cam lock with a dust/rain shield and three (3) keys.



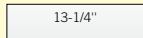
#3751 ¹ Replacement MB1 door and lock \$40.00



#3752 ¹ Replacement MB2 door and lock \$50.00



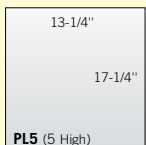
#3753 ¹ Replacement MB3 door and lock \$60.00



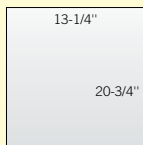
#3754 ¹ Replacement MB4 door and lock \$70.00

PARCEL LOCKER DOOR SIZES

Parcel lockers offer tenants a convenient way to receive packages on site and are fit with a two (2) key security system.



#3755 ¹ Replacement PL5 door and tenant lock \$90.00



#3756 ¹ Replacement PL6 door and tenant lock \$100.00

¹ Specify



FINISHES

The durable and corrosion resistant 4C units feature a powder coated finish available in aluminum, bronze, gold or sandstone. Custom finishes (#3766 - add 10% to unit price) are available as an option upon request.

DOOR IDENTIFICATION

Each 4C standard horizontal mailbox door has a 1" high number. The outgoing mail compartment is labeled "Outgoing Mail" and the parcel locker(s) are labeled with a "1P", "2P", etc. Custom identification systems are available as an option upon request.

CUSTOM ENGRAVED PLACARDS

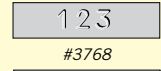
1-3/4" W x 1-1/2" H custom engraved self-adhesive placards are available as an option upon request. (#3767 - \$3.00)



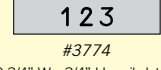
#3767

CUSTOM ENGRAVED DOORS

- Custom engraved door - regular (#3768 - \$3.00)
- Custom engraved door - black filled (#3774 - \$3.00)



#3768




#3774

OUTGOING MAIL COMPARTMENTS


One additional compartment in each unit is labeled "Outgoing Mail" and includes a weather protection flap and a 10-3/4" W x 3/4" H mail slot.

OPTIONS (for installations not serviced by the U.S.P.S.)

- Mail slots (#3769 - \$3.00)
Standard slot size: 10" W x 3/4" H
Custom slot sizes are available upon request.
- Plexiglass window 1-1/8" W x 7/8" H (#3771 - \$3.00)
- Outgoing mail slot plug kit (#3770 - \$35.00)



#3769



#3771

LOCKS

Each 4C mailbox door includes a heavy duty five (5) pin cylinder cam lock with a dust/rain shield and three (3) keys (2,000 different key changes). (#3790 - \$15.00)



#3790

- Additional keys per lock when ordering (#3798 - \$2.00)
- Key blanks - box of (50) (#3799 - \$30.00)
- Custom lock installation - cylinders provided by owner (for installations not serviced by the U.S.P.S.) (100) door minimum (#3793 - \$4.00 additional per door)

COMBINATION LOCK

Three (3) digit single dial combination lock with spring latch and automatic throw-off (for installations not serviced by the U.S.P.S.). Combination numbers can be changed by owner. (#3786 - \$10.00)



#3786

MASTER COMMERCIAL LOCK

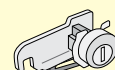
Factory installed if for private access - for front loading mailboxes and parcel lockers - with (2) keys (#3775 - \$25.00)



#3775

TENANT PARCEL LOCKER LOCK

For parcel locker door - with (3) keys (#3776 - \$35.00)



#3776

4C Horizontal Mailbox Enclosures - Surface Mounted



3811D surface mounted mailbox enclosure with front loading 4C mailbox unit (#3711D-15 - see page 12) in aluminum finish displayed

4C HORIZONTAL MAILBOX ENCLOSURES SURFACE MOUNTED

Made of heavy duty aluminum, Salsbury 3800 series 4C surface mounted mailbox enclosures are designed to easily mount Salsbury 3700 series U.S.P.S. approved front loading 4C standard and custom horizontal mailboxes to a wall. Surface mounted enclosures can accommodate each of the Salsbury 3700 series horizontal mailbox heights (maximum height, 15, 13, 11, 9, 7 and 5 equivalent standard mailbox door heights) in both one door wide (single column) and two (2) doors wide (double column). Mailboxes are sold separately - see pages 12-17. Surface mounted mailbox enclosures feature a durable powder coated finish available in four (4) contemporary colors that match the color of the 4C horizontal mailboxes. 4C standard and custom horizontal mailboxes easily fit into the fully assembled enclosures with mounting hardware (included). Surface mounted mailbox enclosures provide a convenient means of installing 4C standard and custom horizontal mailboxes in locations where walls are not deep enough for a recessed mounted installation. Designed for indoor and outdoor use, surface mounted mailbox enclosures are ideal for apartments, condominiums, commercial buildings, offices and many other applications.



4C HORIZONTAL MAILBOX ENCLOSURES - SURFACE MOUNTED

MODEL	DESCRIPTION	UNIT SIZE	WEIGHT	PRICE
FOR MAXIMUM HEIGHT 4C MAILBOXES				
3816D ¹	Surface mounted enclosure for 3716D 4C Mailboxes	32-1/4" W x 57-7/8" H x 17-1/2" D	55 lbs.	\$525.00
3816S ¹	Surface mounted enclosure for 3716S 4C Mailboxes	17-1/2" W x 57-7/8" H x 17-1/2" D	45 lbs.	\$450.00
FOR 15 DOOR HIGH 4C MAILBOXES				
3815D ¹	Surface mounted enclosure for 3715D 4C Mailboxes	32-1/4" W x 56-1/8" H x 17-1/2" D	50 lbs.	\$500.00
3815S ¹	Surface mounted enclosure for 3715S 4C Mailboxes	17-1/2" W x 56-1/8" H x 17-1/2" D	40 lbs.	\$425.00
FOR 13 DOOR HIGH 4C MAILBOXES				
3813D ¹	Surface mounted enclosure for 3713D 4C Mailboxes	32-1/4" W x 49-1/8" H x 17-1/2" D	45 lbs.	\$475.00
3813S ¹	Surface mounted enclosure for 3713S 4C Mailboxes	17-1/2" W x 49-1/8" H x 17-1/2" D	35 lbs.	\$400.00
FOR 11 DOOR HIGH 4C MAILBOXES				
3811D ¹	Surface mounted enclosure for 3711D 4C Mailboxes	32-1/4" W x 42-1/8" H x 17-1/2" D	40 lbs.	\$450.00
3811S ¹	Surface mounted enclosure for 3711S 4C Mailboxes	17-1/2" W x 42-1/8" H x 17-1/2" D	30 lbs.	\$375.00
FOR 9 DOOR HIGH 4C MAILBOXES				
3809D ¹	Surface mounted enclosure for 3709D 4C Mailboxes	32-1/4" W x 35-1/8" H x 17-1/2" D	35 lbs.	\$425.00
3809S ¹	Surface mounted enclosure for 3709S 4C Mailboxes	17-1/2" W x 35-1/8" H x 17-1/2" D	25 lbs.	\$350.00
FOR 7 DOOR HIGH 4C MAILBOXES				
3807D ¹	Surface mounted enclosure for 3707D 4C Mailboxes	32-1/4" W x 28-1/8" H x 17-1/2" D	30 lbs.	\$400.00
3807S ¹	Surface mounted enclosure for 3707S 4C Mailboxes	17-1/2" W x 28-1/8" H x 17-1/2" D	20 lbs.	\$325.00
FOR 5 DOOR HIGH 4C MAILBOXES				
3805D ¹	Surface mounted enclosure for 3705D 4C Mailboxes	32-1/4" W x 21-1/8" H x 17-1/2" D	25 lbs.	\$375.00
3805S ¹	Surface mounted enclosure for 3705S 4C Mailboxes	17-1/2" W x 21-1/8" H x 17-1/2" D	15 lbs.	\$300.00

¹ Specify



aluminum



bronze



gold



sandstone

Volume Discount Pricing Available On-Line!



3816D

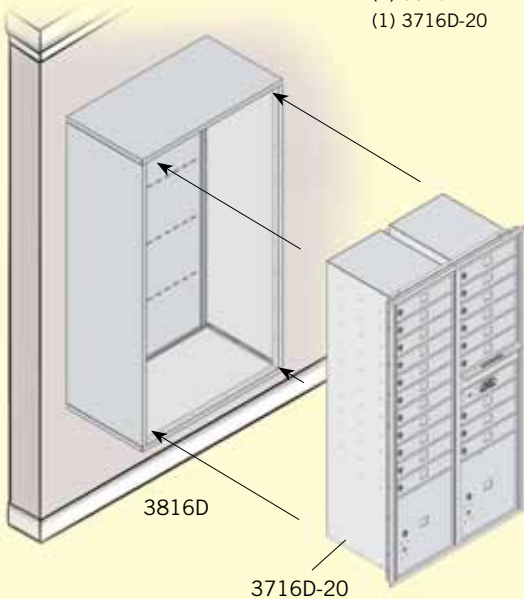
3816S

order mailboxes separately

- *Manufactured with Heavy Duty Aluminum*
- *Designed to Accommodate Salsbury U.S.P.S. Approved 3700 Series 4C Horizontal Mailboxes (Mailboxes Sold Separately)*
- *Available in 4 Contemporary Colors that Match the Colors of the 4C Horizontal Mailboxes*
- *Ideal for Locations with Limited Wall Depth*
- *For Indoor or Outdoor Use*
- *Surface Mounted Enclosures come Fully Assembled*
- *See 3700 Series 4C Horizontal Mailboxes on pages 12-17*

SAMPLE INSTALLATION

Models displayed:
(1) 3816D
(1) 3716D-20



3816D

3716D-20

Note: For U.S.P.S. serviced installations, the tenant locks in the top row of mailboxes must be no more than 67" above the finished floor and the bottom shelf of the lowest row of mailboxes must be no less than 28" above the finished floor. The U.S.P.S. master arrow lock must be a minimum of 36" and a maximum of 48" above the finished floor. The bottom shelf of parcel lockers must be at least 15" above the finished floor.



3816D surface mounted mailbox enclosure with front loading 4C horizontal mailbox unit (#3716D-20 - see page 12) in sandstone finish displayed

4C Horizontal Mailbox Enclosures - Free-Standing



3916D free-standing mailbox enclosure with front loading 4C mailbox unit (#3716D-20 - see page 12) in aluminum finish displayed

4C HORIZONTAL MAILBOX ENCLOSURES FREE-STANDING

Made of heavy duty aluminum, Salsbury 3900 series 4C free-standing mailbox enclosures are designed to accommodate Salsbury 3700 series U.S.P.S. approved front loading 4C standard and custom horizontal mailboxes. Free-standing mailbox enclosures mount to the ground and can accommodate each of the Salsbury 3700 series horizontal mailbox heights (maximum height, 15, 13, 11, 9, 7 and 5 equivalent standard mailbox door heights) in both one door wide (single column) and two (2) doors wide (double column). Mailboxes are sold separately - see pages 12-17. Free-standing mailbox enclosures feature a durable powder coated finish available in four (4) contemporary colors that match the color of the 4C horizontal mailboxes. 4C standard and custom horizontal mailboxes easily fit into the fully assembled enclosures with mounting hardware (included). Free-standing mailbox enclosures provide a convenient means of installing 4C standard and custom horizontal mailboxes in locations where a wall mounting application is not desired or available. Designed for indoor and outdoor use, free standing mailbox enclosures are ideal for apartments, condominiums, commercial buildings, offices and many other applications.



4C HORIZONTAL MAILBOX ENCLOSURES - FREE-STANDING

MODEL	DESCRIPTION	UNIT SIZE	WEIGHT	PRICE
FOR MAXIMUM HEIGHT 4C MAILBOXES				
3916D ¹	Free-Standing enclosure for 3716D 4C Mailboxes	32-1/4" W x 72" H x 19" D	85 lbs.	\$675.00
3916S ¹	Free-Standing enclosure for 3716S 4C Mailboxes	17-1/2" W x 72" H x 19" D	60 lbs.	\$575.00
FOR 15 DOOR HIGH 4C MAILBOXES				
3915D ¹	Free-Standing enclosure for 3715D 4C Mailboxes	32-1/4" W x 72" H x 19" D	85 lbs.	\$675.00
3915S ¹	Free-Standing enclosure for 3715S 4C Mailboxes	17-1/2" W x 72" H x 19" D	60 lbs.	\$575.00
FOR 13 DOOR HIGH 4C MAILBOXES				
3913D ¹	Free-Standing enclosure for 3713D 4C Mailboxes	32-1/4" W x 69-1/4" H x 19" D	80 lbs.	\$650.00
3913S ¹	Free-Standing enclosure for 3713S 4C Mailboxes	17-1/2" W x 69-1/4" H x 19" D	55 lbs.	\$550.00
FOR 11 DOOR HIGH 4C MAILBOXES				
3911D ¹	Free-Standing enclosure for 3711D 4C Mailboxes	32-1/4" W x 69-1/4" H x 19" D	80 lbs.	\$650.00
3911S ¹	Free-Standing enclosure for 3711S 4C Mailboxes	17-1/2" W x 69-1/4" H x 19" D	55 lbs.	\$550.00
FOR 9 DOOR HIGH 4C MAILBOXES				
3909D ¹	Free-Standing enclosure for 3709D 4C Mailboxes	32-1/4" W x 62-1/4" H x 19" D	75 lbs.	\$625.00
3909S ¹	Free-Standing enclosure for 3709S 4C Mailboxes	17-1/2" W x 62-1/4" H x 19" D	50 lbs.	\$525.00
FOR 7 DOOR HIGH 4C MAILBOXES				
3907D ¹	Free-Standing enclosure for 3707D 4C Mailboxes	32-1/4" W x 55-1/4" H x 19" D	65 lbs.	\$600.00
3907S ¹	Free-Standing enclosure for 3707S 4C Mailboxes	17-1/2" W x 55-1/4" H x 19" D	40 lbs.	\$500.00
FOR 5 DOOR HIGH 4C MAILBOXES				
3905D ¹	Free-Standing enclosure for 3705D 4C Mailboxes	32-1/4" W x 48-1/4" H x 19" D	60 lbs.	\$575.00
3905S ¹	Free-Standing enclosure for 3705S 4C Mailboxes	17-1/2" W x 48-1/4" H x 19" D	30 lbs.	\$475.00

¹ Specify



aluminum



bronze



gold



sandstone

Volume Discount Pricing Available On-Line!



3916D



3916S

order mailboxes separately

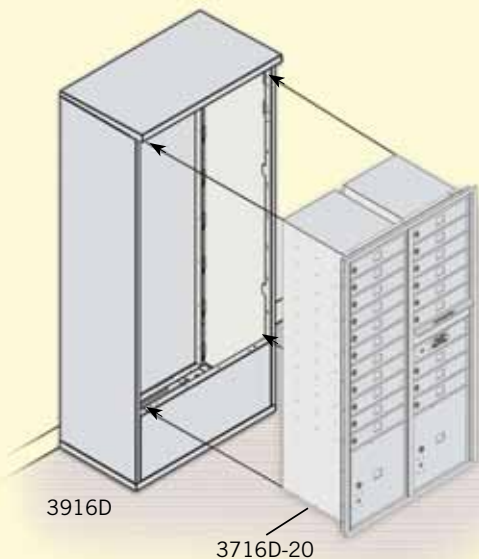
- *Manufactured with Heavy Duty Aluminum*
- *Designed to Accommodate Salsbury U.S.P.S. Approved 3700 Series 4C Horizontal Mailboxes (Mailboxes Sold Separately)*
- *Available in 4 Contemporary Colors that Match the Colors of the 4C Horizontal Mailboxes*
- *Ideal for Commercial and Residential Applications*
- *For Indoor or Outdoor Use*
- *Free-Standing Enclosures come Fully Assembled*
- *See 3700 Series 4C Horizontal Mailboxes on pages 12-17*

SAMPLE INSTALLATION

Models displayed:

(1) 3916D

(1) 3716D-20



3916D

3716D-20

Note: It is recommended that all free-standing enclosures be wall and/or floor anchored.



3916D free-standing enclosure with front loading 4C mailbox unit (#3716D-20 - see page 12) in bronze finish displayed