

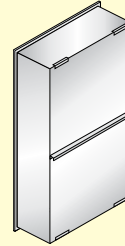




**3614**  
14 Front Loading  
B doors (13 usable)



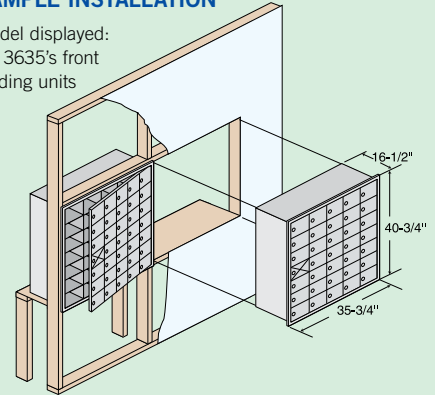
Sample Rear  
Loading Unit



Rear loading unit with  
removable lift off rear  
cover displayed

### SAMPLE INSTALLATION

Model displayed:  
(2) 3635's front  
loading units



Note: For U.S.P.S. serviced installations, the tenant locks in the top row of mailboxes must be no more than 67" above the finished floor and the bottom of the lowest row must be no less than 28" above the finished floor.

## 4B+ STANDARD HORIZONTAL MAILBOXES - FRONT OR REAR LOADING - U.S.P.S. APPROVED

MODEL	DESCRIPTION	UNIT SIZE - FL and RL (includes trim)	WEIGHT	PRICE
<b>7 DOOR HIGH UNITS - 40-3/4" H</b>				
3621 <sup>1,2,3</sup>	21 A Doors (20 usable on FL)	22-3/4" W x 40-3/4" H x 16-1/2" D	70 lbs.	\$735.00
3628 <sup>1,2,3</sup>	28 A Doors (27 usable on FL)	29-1/4" W x 40-3/4" H x 16-1/2" D	85 lbs.	\$980.00
3635 <sup>1,2,3</sup>	35 A Doors (34 usable on FL)	35-3/4" W x 40-3/4" H x 16-1/2" D	100 lbs.	\$1,225.00
3614 <sup>1,2,3</sup>	14 B Doors (13 usable on FL)	29-1/4" W x 40-3/4" H x 16-1/2" D	85 lbs.	\$770.00
<b>6 DOOR HIGH UNITS - 35-1/4" H</b>				
3618 <sup>1,2,3</sup>	18 A Doors (17 usable on FL)	22-3/4" W x 35-1/4" H x 16-1/2" D	60 lbs.	\$630.00
3624 <sup>1,2,3</sup>	24 A Doors (23 usable on FL)	29-1/4" W x 35-1/4" H x 16-1/2" D	75 lbs.	\$840.00
3630 <sup>1,2,3</sup>	30 A Doors (29 usable on FL)	35-3/4" W x 35-1/4" H x 16-1/2" D	90 lbs.	\$1,050.00
3612 <sup>1,2,3</sup>	12 B Doors (11 usable on FL)	29-1/4" W x 35-1/4" H x 16-1/2" D	75 lbs.	\$660.00
<b>5 DOOR HIGH UNITS - 29-3/4" H</b>				
3615 <sup>1,2,3</sup>	15 A Doors (14 usable on FL)	22-3/4" W x 29-3/4" H x 16-1/2" D	55 lbs.	\$525.00
3620 <sup>1,2,3</sup>	20 A Doors (19 usable on FL)	29-1/4" W x 29-3/4" H x 16-1/2" D	65 lbs.	\$700.00
3625 <sup>1,2,3</sup>	25 A Doors (24 usable on FL)	35-3/4" W x 29-3/4" H x 16-1/2" D	75 lbs.	\$875.00
3610 <sup>1,2,3</sup>	10 B Doors (9 usable on FL)	29-1/4" W x 29-3/4" H x 16-1/2" D	65 lbs.	\$550.00

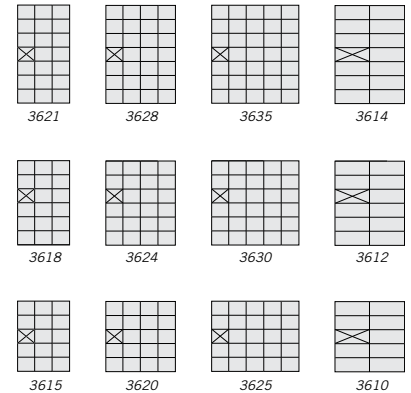
3668	Custom engraved door - regular - for 3600 series mailbox doors and parcel lockers	\$3.00
3674	Custom engraved door - black filled - for 3600 series mailbox doors and parcel lockers	\$3.00
3675	Master commercial lock - factory installed if for private access - for FL mailboxes - with (2) keys	\$25.00
3686	Combination lock - 3 digit spring latch - additional per door - for installations not serviced by the U.S.P.S.	\$10.00
3690	Lock - standard replacement for 3600 series doors - with (2) keys	\$8.00
3699	Key blanks - for standard 3600 series locks - box of (50)	\$30.00

- <sup>1</sup> Specify
-   
aluminum
  -   
bronze
  -   
gold
  -   
sandstone

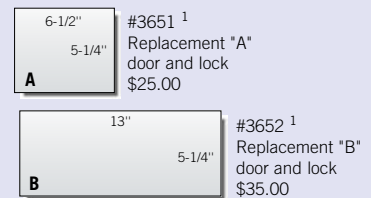
- <sup>2</sup> Specify - front loading or rear loading  
<sup>3</sup> Specify - U.S.P.S. access or private access (order master commercial lock #3675 - on front loading units only)

Note: On front loading 3600 series horizontal mailboxes, one opening per unit is required for a master postal or commercial lock and cannot be used for mail distribution. On rear loading units, all openings are usable.

### STANDARD FRONT LOADING CONFIGURATIONS



### 3600 SERIES DOOR SIZES



### DOOR AND COMPARTMENT IDENTIFICATION

Each mailbox door includes a 2" W x 5/8" H clear plastic card holder to identify the tenant's name and/or box number. Self-adhesive numbers (1-3000 available) are supplied upon request with a standard order. Custom identification systems are available as an option upon request. Label holders (#1070 - \$30.00 - page 54) neatly organize and identify the front/rear of the mailbox compartments and are available as an option upon request.

### CUSTOM ENGRAVED PLACARDS (OPTION - #3667)

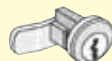
2" W x 5/8" H custom engraved self-adhesive placards are available as an option upon request. \$3.00



## 4B+ STANDARD HORIZONTAL MAILBOX OPTIONS

Each mailbox door includes a five (5) pin cylinder cam lock with two (2) keys (1,000 different key changes).

- Lock - for 3600 series (#3690 - \$8.00)
- Additional keys per lock when ordering (#3698 - \$2.00)
- Key blanks - box of (50) (#3699 - \$30.00)



#3690  
Lock for  
3600 series  
\$8.00



#3698  
Additional keys  
for #3690  
\$2.00 per key

- Master commercial lock - with (2) keys - factory installed if for private access - for front loading mailboxes (#3675 - \$25.00)
- Card holder - clear plastic - card and metal insert included (#3697 - \$3.00)
- Self-adhesive numbers - sheets of (100) (#3695 - \$15.00)
- 4B+ Master door security retrofit kit (#3696 - \$50.00)

# 4B+ Custom Horizontal Mailboxes

## 4B+ CUSTOM HORIZONTAL MAILBOXES FRONT OR REAR LOADING



Made entirely of aluminum, Salsbury 3600 series U.S.P.S. approved 4B+ custom horizontal mailboxes are available in four (4) different mailbox door sizes and three (3) different parcel locker door sizes. Each aluminum mailbox door includes a five (5) pin cylinder cam lock with two (2) keys and a 2" W x 5/8" H clear plastic card holder (card included) to identify the tenant's name and/or box number. The mailbox compartments are made of sheet aluminum. 3600 series 4B+ custom horizontal mailboxes can integrate different combinations of mailbox and parcel locker doors and are available in four (4) contemporary colors. Custom colors are available as an option upon request. Matching collection units (5, 6 and 7 doors high) are also available. Custom horizontal mailboxes are ideal for apartments, condominiums, commercial buildings, colleges and schools and many other applications.

### If Front Loading:

Door panel swings on a continuous hinge. One mailbox opening (A and B doors only) is required for a master postal or commercial lock and cannot be used for mail distribution. Units include factory installed 3/4" W x 1/4" D trim and a solid rear cover.



Custom front loading unit with standard aluminum finish displayed

### If Rear Loading:

Mailboxes can be used for either U.S.P.S. access (master postal lock not required) or private access (master commercial lock not required). All openings are usable. Units include factory installed 3/4" W x 1/4" D trim and a removable rear cover.

**PARCEL LOCKERS** can be integrated into a 3600 series mailbox system and are a convenient way to receive packages on site. Parcel lockers are fit with a two (2) key security system that allows the U.S.P.S. or an individual to deliver a parcel to the locker and place a parcel locker key in the recipient's mailbox. Once the recipient opens the parcel locker, the key is automatically retained in the lock until it is removed with a control key.



See sample installation on page 25

## ORDERING A 4B+ CUSTOM HORIZONTAL UNIT

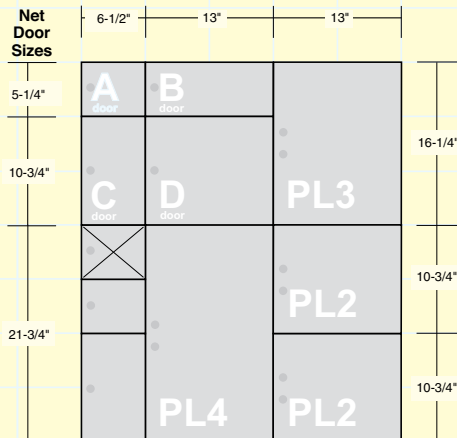
1) Determine the number of openings required using A, B, C, and D mailbox doors and PL2, PL3 and PL4 parcel locker doors.

### SAMPLE FRONT LOADING UNIT

(trim not shown)  
 3 - 3600 A doors (2 usable)    2 - 3600PL2  
 1 - 3600 B door                    1 - 3600PL3  
 2 - 3600 C doors                    1 - 3600PL4  
 1 - 3600 D door

2) Configure requirements to fit a minimum of 2W x 3H standard A doors to a maximum of 5W x 7H standard A doors.

3) Contact us for rough opening dimensions or layout specifications.



Note: There is a 1/4" vertical space between doors shown above.



Final inspection of custom horizontal units

**Submit Required Layout and Options for a Price Quotation!**

## 4B+ CUSTOM HORIZONTAL MAILBOXES - FRONT OR REAR LOADING - U.S.P.S. APPROVED

MODEL	DESCRIPTION	DOOR SIZE	WEIGHT	PRICE
<b>MAILBOXES</b>				
3600A <sup>1,2,3</sup>	A Door and 16-1/2" D Compartment	6-1/2" W x 5-1/4" H	3 lbs.	\$40.00
3600B <sup>1,2,3</sup>	B Door and 16-1/2" D Compartment	13" W x 5-1/4" H	6 lbs.	\$60.00
3600C <sup>1,2,3</sup>	C Door and 16-1/2" D Compartment	6-1/2" W x 10-3/4" H	6 lbs.	\$60.00
3600D <sup>1,2,3</sup>	D Door and 16-1/2" D Compartment	13" W x 10-3/4" H	12 lbs.	\$80.00
<b>PARCEL LOCKERS</b>				
3600PL2 <sup>1,2,3</sup>	Parcel Locker (2 doors high and 2 doors wide)	13" W x 10-3/4" H	15 lbs.	\$130.00
3600PL3 <sup>1,2,3</sup>	Parcel Locker (3 doors high and 2 doors wide)	13" W x 16-1/4" H	20 lbs.	\$160.00
3600PL4 <sup>1,2,3</sup>	Parcel Locker (4 doors high and 2 doors wide)	13" W x 21-3/4" H	25 lbs.	\$190.00
<b>COLLECTION UNITS<sup>4</sup></b>				
		Unit Size		
3600C5 <sup>1,2,3</sup>	Collection Unit (for 5 door high unit)	21" W x 29-3/4" H x 12" D	60 lbs.	\$750.00
3600C6 <sup>1,2,3</sup>	Collection Unit (for 6 door high unit)	21" W x 35-1/4" H x 12" D	65 lbs.	\$800.00
3600C7 <sup>1,2,3</sup>	Collection Unit (for 7 door high unit)	21" W x 40-3/4" H x 12" D	70 lbs.	\$850.00
<b>SPARE PARTS / OPTIONS</b>				
3651 <sup>1</sup>	Door - A replacement door and lock with (2) keys	6-1/2" W x 5-1/4" H	1 lb.	\$25.00
3652 <sup>1</sup>	Door - B replacement door and lock with (2) keys	13" W x 5-1/4" H	2 lbs.	\$35.00
3653 <sup>1</sup>	Door - C replacement door and lock with (2) keys	6-1/2" W x 10-3/4" H	2 lbs.	\$35.00
3654 <sup>1</sup>	Door - D replacement door and lock with (2) keys	13" W x 10-3/4" H	3 lbs.	\$60.00
3666	Custom finish - specify color			add 10%
3675	Master commercial lock - factory installed if for private access - for FL mailboxes and PL's - with (2) keys			\$25.00
3676	Tenant parcel locker lock - includes assembly with (2) keys			\$35.00
3677	Master commercial lock - factory installed if for private access - for FL collection unit - with (2) keys			\$35.00
3686	Combination lock - 3 digit spring latch - additional per door - for installations not serviced by the U.S.P.S.			\$10.00
3690	Lock - standard replacement for 3600 series doors - with two (2) keys			\$8.00
3699	Key blanks - for standard 3600 series locks - box of (50)			\$30.00

Note: The price of 4B+ custom horizontal mailboxes is the total of each mailbox and parcel locker within a unit. Allow approximately 2-3 weeks production time for custom horizontal mailboxes. For faster service, see pages 24-25 for standard horizontal mailboxes.

<sup>1</sup> Specify



<sup>2</sup> Specify

- For front loading (FL) installation
- For rear loading (RL) installation

<sup>3</sup> Specify

- For U.S.P.S. access
  - For private access
- (order #3675 - for front loading mailbox unit and parcel locker)  
(order #3677 - for front loading collection unit)

<sup>4</sup> All front access collection units have an 18" W x 25-1/4" H x 12" D mail storage compartment. On rear access collection units, customer to supply mail receptacle.



4B+ custom horizontal mailboxes with parcel lockers and collection unit in gold finish and regular custom engraving on collection unit (#3665) displayed.

## 4B+ CUSTOM HORIZONTAL MAILBOX OPTIONS

### OPTIONS

- Plexiglass window (#3671 - \$3.00)
- Mail slots (#3669 - \$3.00)

Standard mail slot sizes for 3600 series:

- A Door - 5-1/2" W x 3/4" H
- B Door - 12" W x 3/4" H
- C Door - 5-1/2" W x 3/4" H
- D Door - 12" W x 3/4" H

(for installations not serviced by the U.S.P.S.)

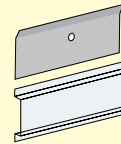


#3671  
Plexiglass window  
1-1/8" W x 7/8" H  
\$3.00



Custom slot sizes are available upon request.

Plexiglass windows (#3671) and mail slots (#3669) may not be ordered for units serviced by the U.S.P.S.



Card holder - clear plastic - card and metal insert included (#3697 - \$3.00)



Custom horizontal mailbox with combination locks (#3686) and custom regular engraved doors (#3668) in bronze finish displayed.

### DOOR AND COMPARTMENT IDENTIFICATION

Each mailbox door includes a 2" W x 5/8" H clear plastic card holder (#3697) to identify the tenant's name and/or box number. Self-adhesive numbers (1-3000 available) are supplied upon request with each order. Custom identification systems are available as an option upon request. Label holders (#1070 - \$30.00 - page 54) neatly organize and identify the front/rear of the mailbox compartments and are available as an option upon request.

- Custom finish (#3666 - add 10% to unit price)
- Custom engraved placards (#3667 - \$3.00)
- Custom engraved door - regular (door will be solid - no card holder) (#3668 - \$3.00)
- Custom engraved door - black filled (door will be solid - no card holder) (#3674 - \$3.00)
- Custom engraving on collection unit - regular (#3665 - \$20.00)
- Custom engraving on collection unit - black filled (#3670 - \$20.00)
- Self-adhesive numbers - sheets of (100) (#3695 - \$15.00)
- 4B+ Master door security retrofit kit (#3696 - \$50.00)

1 2 3

#3667  
Engraved placard

1 2 3

#3668  
Engraved door - regular

1 2 3

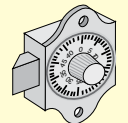
#3674  
Engraved door - black filled

### LOCKS

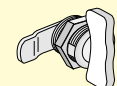
- Each mailbox door includes a five (5) pin cylinder cam lock with two (2) keys (1,000 different key changes). (#3690 - \$8.00)
- Three (3) digit single dial combination lock with spring latch and automatic throw-off (#3686 - \$10.00) (combination numbers can be changed by owner) (for installations not serviced by the U.S.P.S.)
- Thumb latch (in lieu of standard lock) (#3689 - \$3.00)
- Additional keys per lock when ordering (#3698 - \$2.00)
- Custom lock installation - cylinders provided by owner - (100) door minimum (#3693 - \$4.00 additional per door)
- Key blanks - box of (50) - for 3600 series (#3699 - \$30.00)



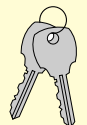
#3690  
Lock for 3600 series  
\$8.00



#3686  
Combination lock  
\$10.00



#3689  
Thumb latch  
\$3.00



#3698  
Additional keys for #3690  
\$2.00 per key