

# Classic Mailbox Posts



Classic post (#4890) attached to in-ground mounting kit (#4896) and antique rural mailbox (#4850A) (see pages 64-65) displayed

order rural mailboxes (see pages 62-67) and townhouse mailboxes (see pages 68-69) separately

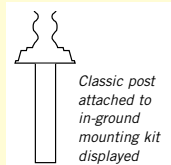
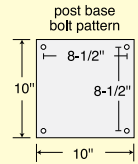


## CLASSIC MAILBOX POSTS FOR RURAL AND TOWNHOUSE MAILBOXES

Made of die cast aluminum, Salsbury bolt mounted classic mailbox posts are available in top mounted (#4890), 1-sided (#4891) and 2-sided (#4892) styles and can accommodate rural mailboxes (see pages 62-67) and townhouse mailboxes (see pages 68-69). 1-sided classic posts can be assembled with the mailbox mounted on either the right side or the left side. Optional in-ground mounting kits (#4896) easily attach to the base of classic posts and allow for in-ground applications. Classic mailbox posts feature a durable powder coated finish available in five (5) contemporary colors.

### IN-GROUND MOUNTING KIT

Salsbury in-ground mounting kits (#4896) easily attach to the base of classic posts and allow for in-ground applications.



#### 4896 In-ground mounting kit

- 3-1/2" W x 3-1/2" D x 16" H
- top: 10" W x 10" D
- 10 lbs.
- \$30.00

## CLASSIC MAILBOX POSTS



- 4890  
Classic Post
- bolt mounted
  - post: 3-1/2" diameter x 42" H
  - base: 10" W x 10" D
  - 20 lbs.
  - \$125.00




- 4891  
Classic Post - 1-sided
- bolt mounted
  - post: 3-1/2" diameter x 58" H
  - arm: 8-1/4" W x 6" D x 3/8" H
  - base: 10" W x 10" D
  - 25 lbs.
  - \$150.00



- 4892  
Classic Post - 2-sided
- bolt mounted
  - post: 3-1/2" diameter x 58" H
  - arms: (2) 8-1/4" W x 6" D x 3/8" H
  - base: 10" W x 10" D
  - 30 lbs.
  - \$175.00

Specify



**Volume Discount Pricing Available On-Line!**