

4C Horizontal Mailboxes - 3700 Series

ADA Accessibility Compliance Guidelines

U.S.P.S. APPROVED

With its high-security design and quality construction, Salsbury's 3700 series USPS approved 4C horizontal mailboxes will provide years of maintenance free service. *These units meet all the requirements of USPS-STD-4C, the new high-security standard developed by the United States Postal Service.*

Purpose of This Document

This document provides guidance to architects, designers, & contractors in selecting and installing Salsbury 3700 series mailbox units to provide service in compliance with ADA guidelines for wheelchair reach limitations. The vertical location of the mailbox units "above the finished floor" (AFF) controls the quantity of tenant compartments that comply with the reach requirements.

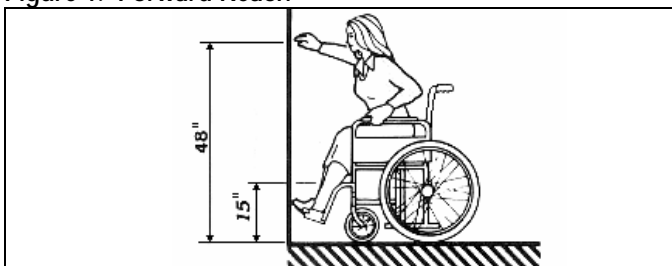
The information in Figures 3 and 4 regarding quantity of complying doors is the same for both the front loading and rear loading model series. However, due to the absence of the USPS Arrow lock and its 36" above-the-floor lower limit, a few of the rear loading models can be installed somewhat lower in the wall if wheelchair accessibility enhancement is desired.

ADA Reach Requirements

Forward reach from a wheelchair is covered in Paragraph 4.2.5 of the *ADA Standards for Accessible Design* published by the U.S. Department of Justice (28 CFR, Part 36, App. A). It states: "If the clear floor space only allows forward approach to an object, the maximum high forward reach allowed shall be 48 inches. The minimum low forward reach is 15 inches." See Figure 1.

The 48" maximum high forward reach is also found in the USPS requirements where at least one patron mailbox must be located below 48" above the finished floor. The 15" lower limit is also found in the USPS requirements as the lowest position above the finished floor for the shelf surface of a parcel locker.

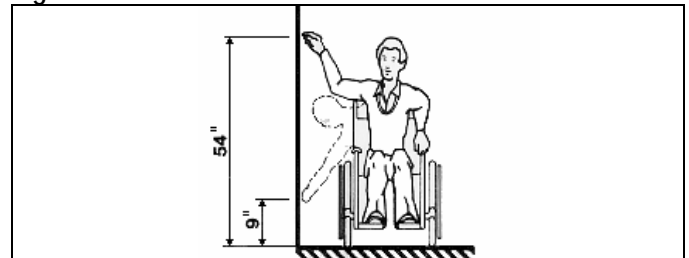
Figure 1. Forward Reach



Side reach from a wheelchair is covered in Paragraph 4.2.6 of the same document. It states: "If the clear floor space allows parallel approach by a person in a wheelchair, the maximum high side reach

allowed shall be 54 inches and the low side reach shall be no less than 9 inches above the floor." The USPS 15" lower limit requirement satisfies this. See Figure 2.

Figure 2. Side Reach



Space allowance for wheelchairs is covered in Section 4.2 of the same document, but is not covered in this document.

Salsbury ADA Compliance

The drawings of all Salsbury standard catalog models are shown on a height regulation and compliance grid in Figures 3 and 4. Some small units have all tenant doors compliant with both the 48" and 54" limits. The rest of the units have some tenant compartments that are compliant with those limits.

USPS Regulations

The mailboxes must be installed according to *USPS-STD-4C* regulations as listed below and shown in Figure 5.

1. "At least one customer compartment shall be positioned less than 48" from the finished floor."
2. "No parcel locker compartment (interior bottom shelf) shall be positioned less than 15" from the finished floor."
3. "No patron lock shall be located more than 67" above the finished floor."
4. "No customer compartment (interior bottom shelf) shall be positioned less than 28" from the finished floor."
5. "The USPS Arrow lock shall be located between 36" and 48" above the finished floor."
6. "There must be at least one parcel locker for every ten patron mailboxes in installations of 10 or more patron mailboxes. There is no requirement for parcel lockers in installations of less than 10 patron mailboxes, but one or more parcel lockers are recommended."

SALSBURY INDUSTRIES

1010 East 62nd Street, Los Angeles, CA 90001-1598

Ph: 1-800-624-5269

Int'l Ph: 323-846-6700

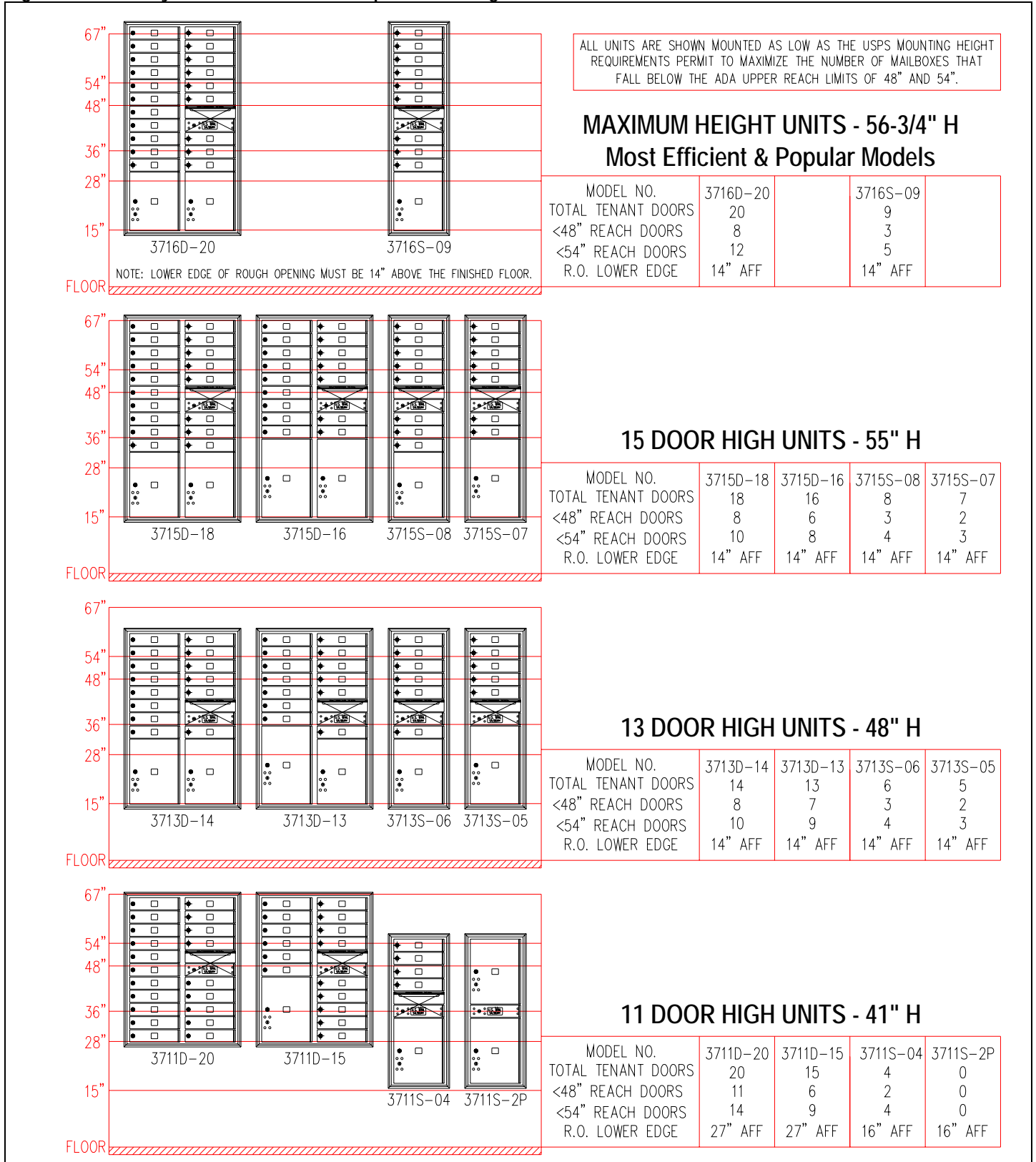
Fx: 1-800-624-5299

Int'l Fx: 323-846-6800

www.mailboxes.com

engineering@mailboxes.com

Figure 3. Salsbury 3700 Series ADA Compliance – Larger Models



SALSBUURY INDUSTRIES

1010 East 62nd Street, Los Angeles, CA 90001-1598

Ph: 1-800-624-5269

Int'l Ph: 323-846-6700

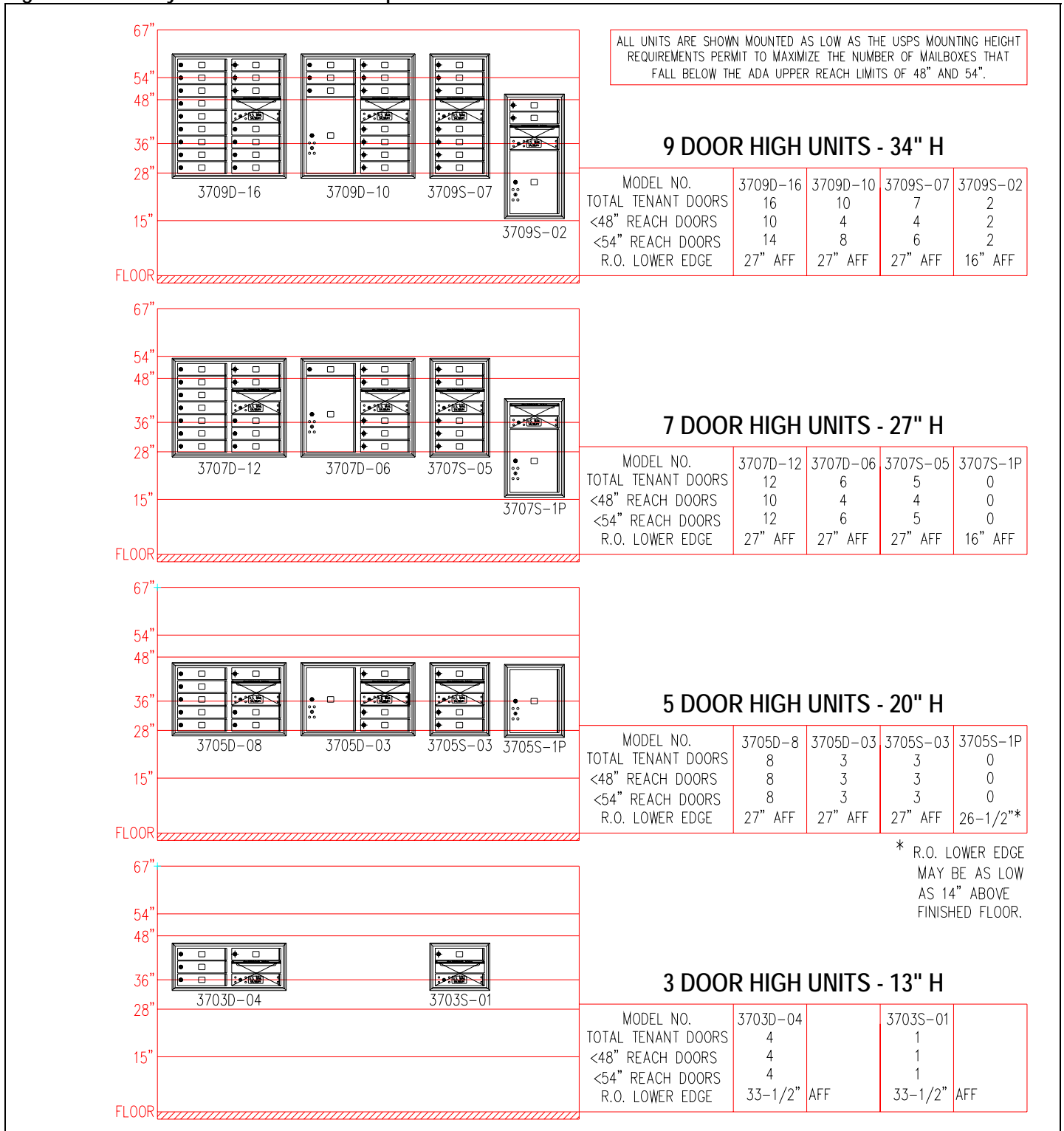
Fx: 1-800-624-5299

Int'l Fx: 323-846-6800

www.mailboxes.com

engineering@mailboxes.com

Figure 4. Salsbury 3700 Series ADA Compliance – Smaller Models



SALSBURY INDUSTRIES

1010 East 62nd Street, Los Angeles, CA 90001-1598

Ph: 1-800-624-5269

Int'l Ph: 323-846-6700

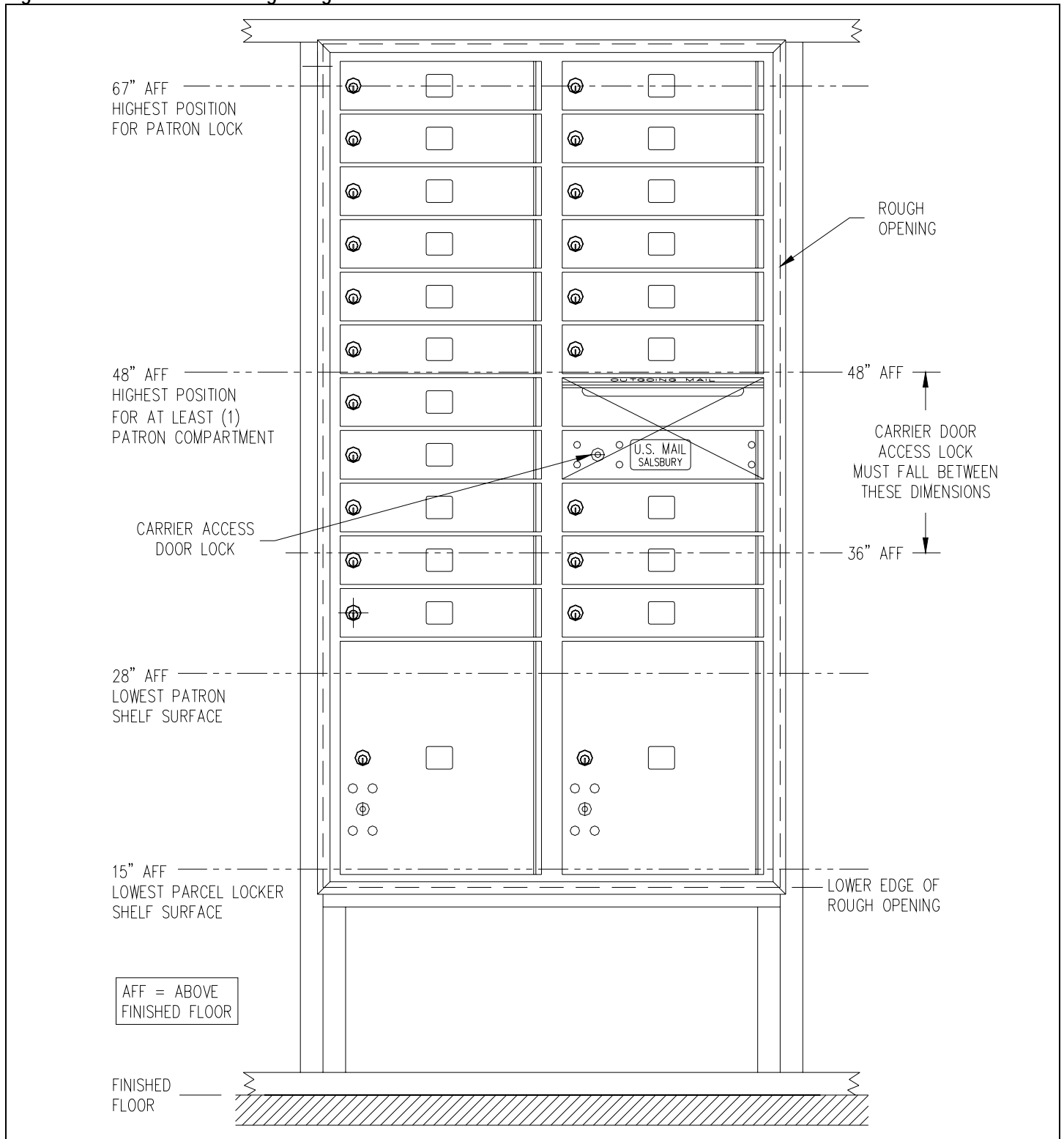
Fx: 1-800-624-5299

Int'l Fx: 323-846-6800

www.mailboxes.com

engineering@mailboxes.com

Figure 5. USPS Installation Height Regulations



SALSBUURY INDUSTRIES

1010 East 62nd Street, Los Angeles, CA 90001-1598

Ph: 1-800-624-5269

Int'l Ph: 323-846-6700

Fx: 1-800-624-5299

Int'l Fx: 323-846-6800

www.mailboxes.com

engineering@mailboxes.com