

# Custom Cell Phone Lockers

## CUSTOM CELL PHONE LOCKERS

Made entirely of aluminum, Salisbury 19800 series custom cell phone lockers are available in four (4) different locker door sizes and feature a durable powder coated finish. Each aluminum door includes a five (5) pin cylinder cam lock with three (3) keys or a built-in resettable combination lock and a 2" W x 5/8" H clear plastic card holder (card included) to identify the name and/or compartment number. Cell phone lockers are ideal for use in health clubs, government facilities, office buildings, schools and other settings where small personal items need to be stored safely and securely.

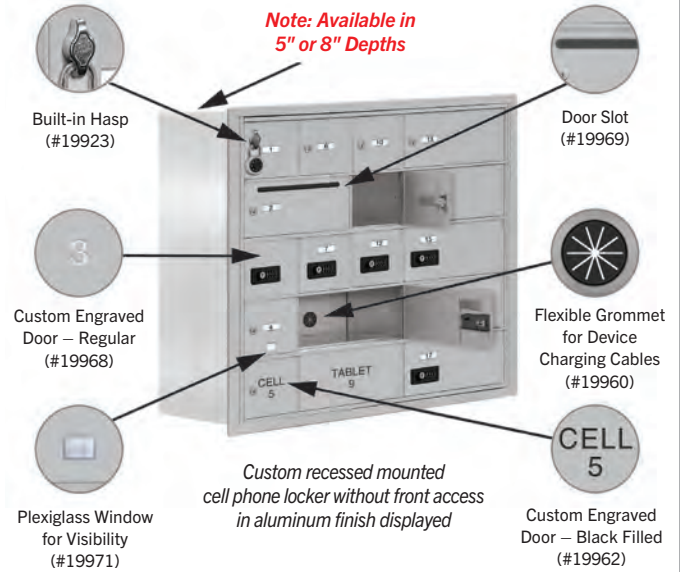
### With Front Access:

Door panel swings on a continuous hinge. One door opening ("A" and "B" doors only) is required for a master lock and cannot be used for cell phone storage.

### Without Front Access:

All openings are usable.

## CUSTOM OPTIONS

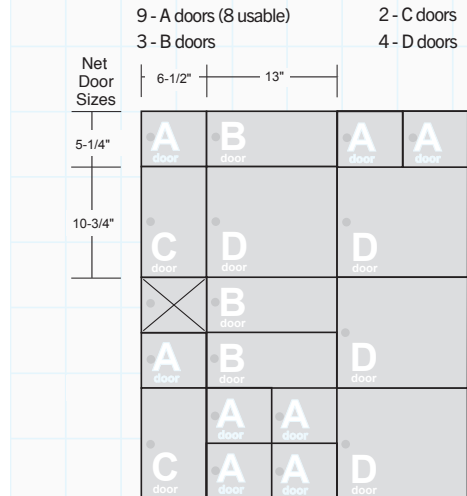


## DESIGN ASSISTANCE AVAILABLE

Our design engineers are available to architects, specification writers and individuals involved in designing facilities for cell phone lockers. Our cell phone lockers can be custom manufactured for colleges and schools, country clubs, fitness centers, spas and recreational facilities.



## SAMPLE CUSTOM UNIT WITH FRONT ACCESS



Note: There is a 1/4" vertical space between doors shown above.

## ORDERING CUSTOM CELL PHONE LOCKERS (Note: Minimum order of ten (10) units)

- 1) Determine the number of openings desired using "A", "B", "C", and "D" cell phone locker doors.
- 2) Configure your requirements to fit a minimum of 2 wide x 3 high standard A doors to a maximum of 5 wide x 7 high standard A doors.
- 3) Contact us for pricing, rough opening dimensions or layout specifications.

## CUSTOM CELL PHONE LOCKERS

MODEL	DESCRIPTION	DOOR SIZE
19800A <sup>1,2,3,4,5</sup>	A Door	6-1/2" W x 5-1/4" H
19800B <sup>1,2,3,4,5</sup>	B Door	13" W x 5-1/4" H
19800C <sup>1,2,3,4,5</sup>	C Door	6-1/2" W x 10-3/4" H
19800D <sup>1,2,3,4,5</sup>	D Door	13" W x 10-3/4" H

Note: The price of custom cell phone lockers is the total of each cell phone locker door within a unit. Allow approximately 2-3 weeks production time for custom cell phone lockers. For faster service, see standard cell phone lockers.



<sup>2</sup> Specify - surface or recessed mounted

<sup>3</sup> Specify - master keyed locks or resettable combination locks

<sup>4</sup> Specify - with or without front access panel

<sup>5</sup> Specify - 5" or 8" deep compartments

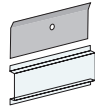
# Cell Phone Locker Options & Locks

## STANDARD FEATURES

Each cell phone locker features plastic card holders for door identification and either master keyed locks or resettable combination locks.

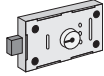
### PLASTIC CARD HOLDER

- Replacement clear plastic card holder 2" W x 5/8" H (#19997)



### FRONT ACCESS PANEL LOCK

- Front access panel replacement lock - with (2) keys - for cell phone lockers with front access panel (#19177)




### CUSTOM DOOR IDENTIFICATION

- Custom engraved placard (#19967)
- Custom engraved door - regular (door will be solid - no card holder) (#19968)
- Custom engraved door - black filled (door will be solid - no card holder) (#19962)



### DOORS



Replacement "A" door and master keyed lock (#19951K)



Replacement "B" door and master keyed lock (#19952K)

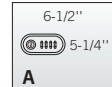


Plexiglass window 1-1/8" W x 7/8" H (#19971)



### CUSTOM FINISH

Custom finishes (#19966) are available as an option upon request. Minimum order of ten (10) units.



Replacement "A" door and resettable combination lock (#19951C)



Replacement "B" door and resettable combination lock (#19952C)



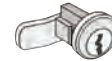
Door slot A and C Doors-5-1/2" W x 3/4" H B and D Doors-12" W x 3/4" H (#19969)

### CUSTOM CONFIGURATIONS

- Custom door configurations
- Removable rear cover access panels
- Minimum order of ten (10) units.

### MASTER KEYED LOCK

- Master keyed replacement lock - with (3) keys (#19990)
- Master control key for 19990 (#19991)
- Additional key per lock when ordering (#19998)
- Key blanks - box of (50) (#19999)



All master keyed locks can be accessed with a master control key.

### RESETTABLE COMBINATION LOCK

- Resettable combination replacement lock (#19986)
  - Master control key (#19987)
- All resettable combination locks can be set to a fixed combination or a combination that can be reset after each use and can be accessed with a master control key.



### ALTERNATE LOCKING SYSTEMS - FACTORY INSTALLED

- Built-in spring latch combination lock (#19910)
- Master control key for 19910 (#19911)
- Built-in spring latch key lock (#19915)
- Master control key for 19915 (#19916)
- Combination padlock with built-in hasp (#19920)
- Master control key for 19920 (#19921)
- Key padlock with built-in hasp (#19925)
- Built-in hasp for user provided padlock (#19923)



### ACCESSORIES

- Locker key wristband (#19992)
- Locker key (#19992)
- Flexible grommet - 1" diameter - for device charging cables - factory installed in rear of compartment (#19960)
- Pedestals for select surface mounted cell phone lockers are available on-line



## CELL PHONE LOCKER ENCLOSURES - FREE-STANDING

MODEL	DESCRIPTION	UNIT SIZE	WEIGHT
<b>FOR 7 DOOR HIGH RECESSED MOUNTED CELL PHONE LOCKERS</b>			
19973 <sup>1</sup>	Free-Standing enclosure for #19178-21	24" W x 66-1/2" H x 9-1/4" D	75 lbs.
19974 <sup>1</sup>	Free-Standing enclosure for #19178-28 and #19178-24	30-1/2" W x 66-1/2" H x 9-1/4" D	80 lbs.
19975 <sup>1</sup>	Free-Standing enclosure for #19178-35	37" W x 66-1/2" H x 9-1/4" D	85 lbs.
<b>FOR 5 DOOR HIGH RECESSED MOUNTED CELL PHONE LOCKERS</b>			
19953 <sup>1</sup>	Free-Standing enclosure for #19158-15	24" W x 61" H x 9-1/4" D	70 lbs.
19954 <sup>1</sup>	Free-Standing enclosure for #19158-16 and #19158-20	30-1/2" W x 61" H x 9-1/4" D	75 lbs.
19955 <sup>1</sup>	Free-Standing enclosure for #19158-25	37" W x 61" H x 9-1/4" D	80 lbs.



19953



19954



19955

<sup>1</sup> Specify



aluminum



bronze



sandstone



#19955 free-standing cell phone locker enclosure with recessed mounted cell phone lockers (#19158-25)

Note: It is recommended that all free-standing enclosures be wall and/or floor anchored.