

COMMERCIAL MAILBOXES

Salsbury Industries offers a complete line of quality mailboxes for commercial buildings. These mailboxes are available for new installations, and retrofit and replacement applications. Products include cluster mailboxes, 4C horizontal mailboxes, 4B+ horizontal mailboxes, 4B+ vertical mailboxes and courier boxes. Commercial mailboxes can be ordered by phone or online at www.mailboxes.com.

mailboxes.com
1-800-MAILBOX



SALSBURY
INDUSTRIES

People Committed to Quality Since 1936

COMMERCIAL MAILBOXES

4C Horizontal Mailboxes - Recessed Mounted



4C HORIZONTAL MAILBOXES - Recessed Mounted

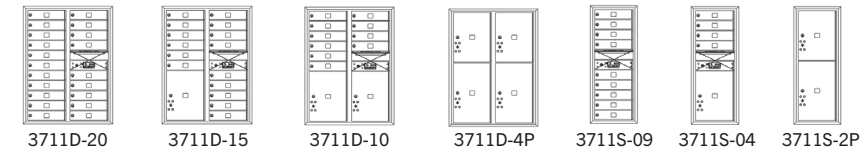
- Available as front loading or rear loading, recessed mounted 4C Horizontal Mailboxes are U.S.P.S. approved and manufactured by Salsbury Industries to USPS-STD-4C Specifications.
- Required for new construction and major renovations and ideal for apartments, commercial buildings, residential developments and other applications.
- For indoor or outdoor use and required for new construction and major renovations.

STANDARD CONFIGURATIONS

MAXIMUM HEIGHT UNITS - 57-1/8" H



11 DOOR HIGH UNITS - 41-3/8" H



10 DOOR HIGH UNITS - 37-7/8" H*



6 DOOR HIGH UNITS - 23-7/8" H*




*ADA Height Compliant

COLOR OPTIONS / CUSTOM ENGRAVING



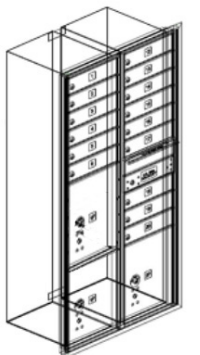
To view replacement parts and more options visit us at: www.mailboxes.com/commercial-mailboxes-usps/

3716D-15 MODEL DISPLAYED



Online Resources

- Product Information
- 3D Revit / BIM Models
- Detailed Specifications
- Technical Drawings
- Augmented Reality (AR) Models
- Installation Instructions
- AutoCAD Drawings



Visit: www.mailboxes.com/Architectural-Resources

COMMERCIAL MAILBOXES

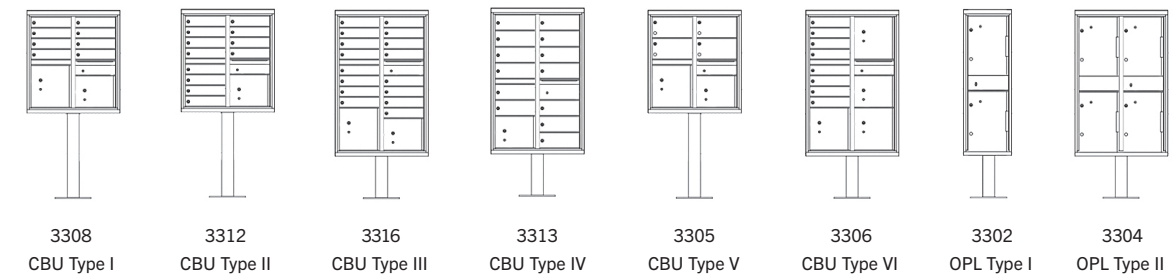
Cluster Box Units (CBU's)



CLUSTER BOX UNITS (CBU's) & OUTDOOR PARCEL LOCKERS (OPL's)

- Cluster Box Units (CBU's) manufactured by Salsbury Industries provide U.S.P.S. access and offer a secure means of receiving mail and packages.
- Ideal for commercial use and available in a variety of configurations and colors.
- All Salsbury Standard Cluster Mailboxes and Regency® Decorative CBU mailboxes come equipped with a pedestal and your choice of 4, 8, 12, 13, or 16 mailbox compartments with one, two (2) or four (4) fully integrated parcel lockers.
- Outdoor Parcel Lockers (OPL's) are U.S.P.S. approved and are ideal for both commercial and residential developments.

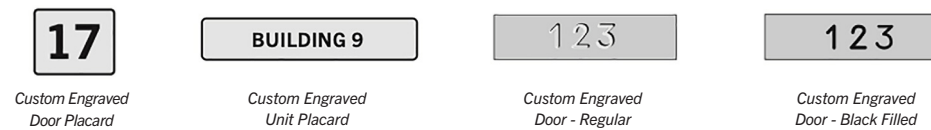
CONFIGURATIONS



COLOR OPTIONS



CUSTOM ENGRAVING



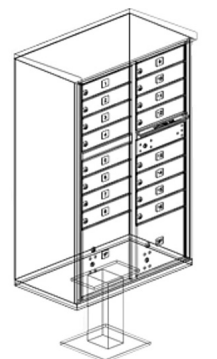
To view replacement parts and more options visit us at: www.mailboxes.com/commercial-building-mailboxes/

3316 MODEL DISPLAYED



Online Resources

- Product Information
- 3D Revit / BIM Models
- Detailed Specifications
- Technical Drawings
- Augmented Reality (AR) Models
- Installation Instructions
- AutoCAD Drawings



Visit: www.mailboxes.com/Architectural-Resources/

COMMERCIAL MAILBOXES

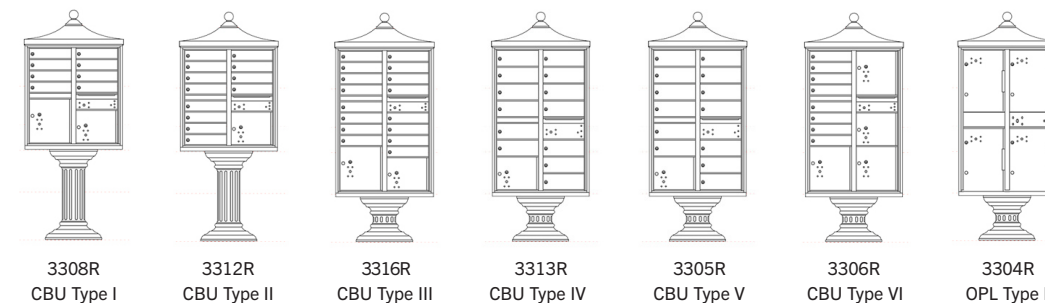
Regency® Decorative CBU's



REGENCY® DECORATIVE CBU'S & OUTDOOR PARCEL LOCKERS (OPL's)

- Regency® Decorative CBU's manufactured by Salsbury Industries provide U.S.P.S. access and offer a secure means of receiving mail and packages.
- Ideal for commercial use and available in a variety of configurations and colors.
- All Salsbury Regency® Decorative CBU package includes a 3300 series CBU and pedestal, a decorative CBU top and a decorative CBU pedestal cover.
- Outdoor Parcel Lockers (OPL's) are U.S.P.S. approved and are ideal for both commercial and residential developments.

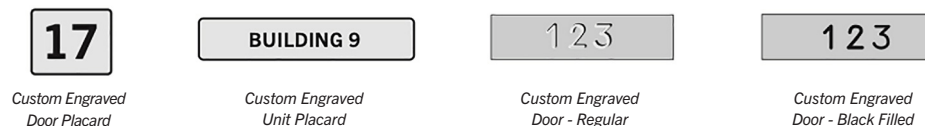
CONFIGURATIONS



COLOR OPTIONS



CUSTOM ENGRAVING



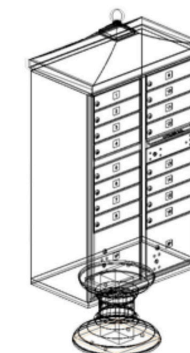
To view replacement parts and more options visit us at: www.mailboxes.com/commercial-building-mailboxes/

3316R MODEL DISPLAYED



Online Resources

- Product Information
- 3D Revit / BIM Models
- Detailed Specifications
- Technical Drawings
- Augmented Reality (AR) Models
- Installation Instructions
- AutoCAD Drawings



Visit: www.mailboxes.com/Architectural-Resources

COMMERCIAL MAILBOXES

4B+ Horizontal Mailboxes

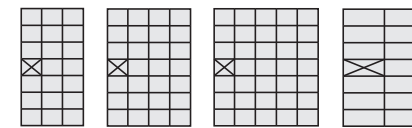


4B+ HORIZONTAL MAILBOXES

- 4B+ horizontal mailboxes are U.S.P.S. approved for replacement and/or retrofit installations.
- Ideal for commercial use and available in a variety of configurations and colors.
- Available in "A" size doors (6-1/2" W x 5-1/4" H) and larger "B" size doors (13" W x 5-1/4" H). "A" size doors are available in 3, 4 or 5 doors wide and 5, 6 or 7 doors high. "B" size doors are available in 2 doors wide and 5, 6 or 7 doors high.
- Made entirely of aluminum including a factory installed 3/4" W x 1/4" D trim and a solid rear cover.

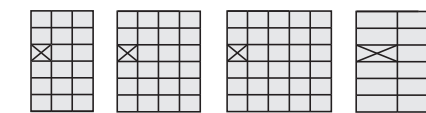
CONFIGURATIONS

7 DOOR HIGH UNITS - 40-3/4" H



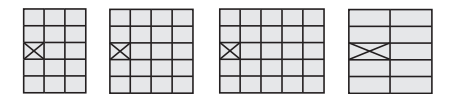
3621 3628 3635 3614

6 DOOR HIGH UNITS - 35-1/4" H




3618 3624 3630 3612

5 DOOR HIGH UNITS - 29-3/4" H



3615 3620 3625 3610

COLOR OPTIONS



aluminum



bronze



sandstone

CUSTOM ENGRAVING



Custom Engraved
Placard



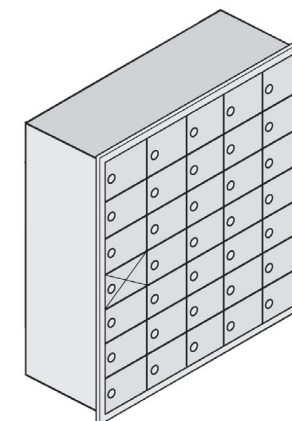
Custom Engraved
Door - Regular



Custom Engraved
Door - Black Filled

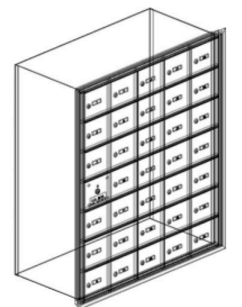
To view replacement parts and more options visit us at: www.mailboxes.com/commercial-building-mailboxes/

3635 MODEL DISPLAYED



Online Resources

- Product Information
- 3D Revit / BIM Models
- Detailed Specifications
- Technical Drawings
- Augmented Reality (AR) Models
- Installation Instructions
- AutoCAD Drawings



PDF



AutoCAD



REVIT

Visit: www.mailboxes.com/Architectural-Resources

COMMERCIAL MAILBOXES

4B+ Vertical Mailboxes - Surface Mounted



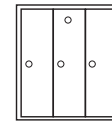
4B+ VERTICAL MAILBOXES - SURFACE MOUNTED



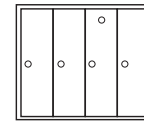
- Surface mounted 4B+ Vertical mailboxes are manufactured by Salsbury Industries to USPS-STD-4B+ specifications and are U.S.P.S. approved for replacement and/or retrofit installations.
- Ideal for commercial use and available in a variety of configurations and colors.
- Available in units with three (3), four (4), five (5), six (6) or seven (7) compartments. Each compartment is 6-3/4" D.
- Ideal when wall depth is limited.

CONFIGURATIONS

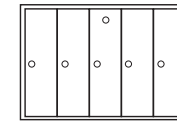
3 DOORS



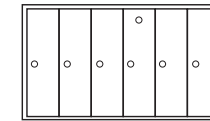
4 DOORS



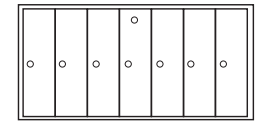
5 DOORS



6 DOORS



7 DOORS




COLOR OPTIONS



aluminum



bronze



sandstone

CUSTOM ENGRAVING

123

Custom Engraved
Placard

123

Custom Engraved
Door - Regular

123

Custom Engraved
Door - Black Filled

To view replacement parts and more options visit us at: www.mailboxes.com/commercial-mailboxes-usps/

3505 MODEL DISPLAYED



Online Resources

- Product Information
- 3D Revit / BIM Models
- Detailed Specifications
- Technical Drawings
- Augmented Reality (AR) Models
- Installation Instructions
- AutoCAD Drawings



Visit: www.mailboxes.com/Architectural-Resources

COMMERCIAL MAILBOXES

4B+ Vertical Mailboxes - Recessed Mounted

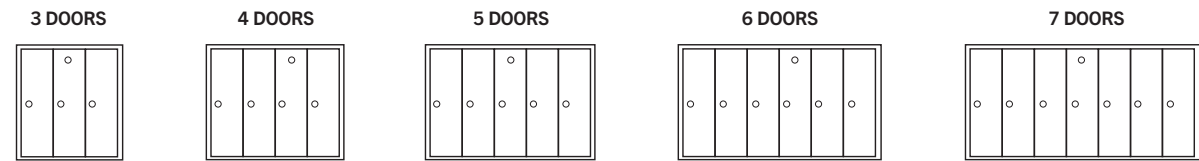


4B+ VERTICAL MAILBOXES - RECESSED MOUNTED



- Recessed mounted 4B+ Vertical mailboxes are manufactured by Salsbury Industries to USPS-STD-4B+ specifications and are U.S.P.S. approved for replacement and/or retrofit installations.
- Ideal for apartments, condominiums and office buildings and are designed for replacement and retrofit installations.
- Available in units with three (3), four (4), five (5), six (6) or seven (7) compartments. Each compartment is 6-3/4" D.
- Ideal when flush mounted installation is preferred.

CONFIGURATIONS



COLOR OPTIONS



CUSTOM ENGRAVING



To view replacement parts and more options visit us at: www.mailboxes.com/commercial-building-mailboxes/

3505 MODEL DISPLAYED



Online Resources

- Product Information
- 3D Revit / BIM Models
- Detailed Specifications
- Technical Drawings
- Augmented Reality (AR) Models
- Installation Instructions
- AutoCAD Drawings



Visit: www.mailboxes.com/Architectural-Resources

COMMERCIAL MAILBOXES

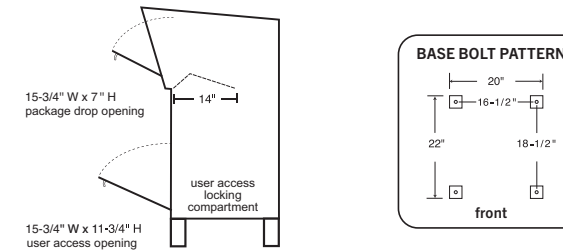
Courier Boxes



COURIER BOXES

- Courier boxes are for Private Access and provide a convenient means of depositing and collecting mail and packages.
- Ideal for commercial use and available in a variety of customizations for placards.
- Made of 14 gauge steel and equipped with a 3 point locking mechanism (with 3 keys).
- Durable powder coated finish available in three (3) contemporary colors (or primer).

DIMENSIONS



To view more about courier boxes please visit us at: www.mailboxes.com/commercial-building-mailboxes/

COLOR OPTIONS



CUSTOM ENGRAVING



Custom Engraved Placards

To view replacement parts and more options visit us at: www.mailboxes.com/commercial-building-mailboxes/

4975 MODEL DISPLAYED



Online Resources

- Product Information
- 3D Revit / BIM Models
- Detailed Specifications
- Technical Drawings
- Augmented Reality (AR) Models
- Installation Instructions
- AutoCAD Drawings



Visit: www.mailboxes.com/Architectural-Resources

MANUFACTURING SINCE 1936

The Industry Leader in Quality Mailboxes

ORDER FACTORY DIRECT

Large Inventory and Fast Shipping



SALSBURY INDUSTRIES

Contact us to learn more about
Commercial Mailboxes!

Discounts Available!
Contact Us
for a Quote Today!



People Committed to Quality Since 1936®

Salsbury Industries
18300 Central Avenue
Carson CA 90746-4008

phone: 1.800.624.5269

fax: 1.800.624.5299

phone: 1.323.846.6700

fax: 1.323.846.6800

email: salsbury@mailboxes.com

website: www.mailboxes.com

